

# Back to School Family Guide

SEPTEMBER 2020



**HEALTHY  
TOGETHER**



**SYRACUSE  
CITY SCHOOL  
DISTRICT**

# Contents

<b>Superintendent Message.....</b>	<b>3</b>
<b>Guiding Values.....</b>	<b>4</b>
<b>When Students Return.....</b>	<b>5</b>
<b>Learning Models .....</b>	<b>5</b>
Pre-K — Grade 5 .....	6
Grade 6 — Grade 8 .....	8
High School.....	10
Remote Learning Resources .....	12
Quickstart: TalkingPoints .....	13
<b>Health &amp; Safety.....</b>	<b>15</b>
Required for Attendance .....	15
Habits at School .....	18
<b>Clean &amp; Safe Schools .....</b>	<b>19</b>
Cleaning & Disinfecting .....	19
COVID-19 Case Protocols .....	20
COVID-19 Testing .....	20
Contact Tracing .....	21
<b>Meal Pick-Up .....</b>	<b>22</b>
<b>Announcements &amp; Resources .....</b>	<b>23</b>
<b>School Phone Numbers.....</b>	<b>23</b>



# Welcome Back, Families!

Dear Families,

As we navigate the challenges of operating schools during a pandemic, we know that you have a lot of questions and concerns. Thanks to feedback from students, families and staff, we have compiled this Family Handbook to help address common questions and outline the current plans and policies relating to school opening and operation.

Please review this handbook and reference it as often as needed. Allow it to serve as a starting point as you talk with your child in preparation for the school year. The handbook outlines behaviors students will be required to take in the school buildings to help keep themselves and their peers and teachers safe, as well as things you should know to help keep your child and family safe. For more detailed information, please reference the complete SCSD COVID-19 Reopening Plan, available online at [www.syracusecityschools.com/reopening](http://www.syracusecityschools.com/reopening).

Regardless of how your child will be learning and how the learning plans change this year, please be assured that the health and safety of students and staff remains our top priority. As circumstances and policies change, we will communicate them with you. Whether children are learning from home or in the classroom, we are committed to ensuring that their academic and social-emotional needs are met. Please do not hesitate to reach out to your child's school or teachers, or the Superintendent's office, with any questions or concerns you may have, or anything we can do to help lead your child to success.

Thank you for your ongoing patience and understanding as we work together to make the 2020-2021 school year the best it can be!

Sincerely,



# Guiding Values For Reopening Schools

## Safety

The health and safety of our students, staff, and families is a top priority. We are following the guidelines of the Onondaga County Health Department, the New York State Health Department, and the Center for Disease Control to minimize the risks to the health of our community, and ensure a safe learning environment.

## Equity

We believe in equity and ensuring opportunities for all students. We will prioritize access to academic, health, and social and emotional supports for our most vulnerable students, including English as a New Language (ENL) learners and students with disabilities.

## Collaboration

We believe in the importance of the whole community in ensuring positive outcomes for our students. We have solicited stakeholder feedback, and made decisions in collaboration with families and community members. We will be responsive to new data as it becomes available.

## Our Reopening Mission

Syracuse City School District will keep students' and staff health, safety, and learning at the forefront of all plans for continuous learning as we navigate the return to school in SY 20-21. We will communicate with families with a sense of urgency and a commitment to transparency as situations arise that may impact the location or schedules of educational activities.

We will prioritize the safety and well-being of every member of our team. Syracuse City School District will provide support for faculty and staff as they adapt to the changing conditions of educating students through these challenging conditions.

Guiding values for reopening in the Fall of 2020 were informed by Syracuse City School District's Core Beliefs and Commitments.

# Learning Models

## When Students Return

The 2020-21 school year will begin on September 14<sup>th</sup> for all students in the Syracuse City School District. After thoughtful consideration and listening to our families, students and staff it has been decided that all students, PK-12 will participate in 100% remote instruction. It is the goal of SCSD to revisit state guidance, health considerations, community feedback, and teacher input in October to plan for a phased and complete return to in-person instruction.



### Grades PK-8: Remote Instruction (through October 2)

The school year will begin with 100% remote instruction for all students. A hybrid model will be put in place if students are to return to in-person learning. The hybrid model would divide students in grades pre-Kindergarten through 8th grade into two cohorts. One cohort of students would attend in-person classes on Monday and Tuesday, with the other cohort of students attending in-person classes on Thursday and Friday. All students would receive remote instruction when not attending in-person classes. All buildings will be closed for in-person instruction on Wednesdays and undergo deep cleaning and sanitation on this day.

### High School: Remote Instruction (through October 2)

All high school students will participate in 100% remote instruction to begin the year. If students are to return to in-person learning, high school students will attend one day per week. Students in CTE programs will also have the opportunity to engage in hands-on learning for a morning or afternoon each week to use classrooms labs.

### Special Education

Special Education students and other diverse populations of student groups requiring more support, as feasible, will receive some in-person services. When engaged in remote instruction, students receiving related services will do so via teletherapy and confidential Zoom sessions scheduled each week. When hybrid models are initiated, students level 1 and 2 will be attending school 4 days a week.

### ENL Education

All students designated as English Language learners (ELLs) will be provided with program continuity and will continue to receive the program type (i.e., Bilingual Education or English as a New Language) in which they were initially enrolled.

Academic supports designed to meet the individual ELL student's level of English proficiency will be provided to ensure they receive the language support needed in the content areas and as they continue to learn English. When hybrid models are initiated, students level 1 and 2 will be attending school 4 days a week.

# Pre-K — Grade 5: Remote

100% Remote instruction and learning September 14 through October 2.

## Remote Learning

Online classes will be conducted using **Seesaw** while students are home.



**Teams Video Conferencing and Chat** may also be utilized for interacting with teachers and classes.

Both are accessible via **Clever** or by downloading the individual apps for Seesaw or Teams Video Conferencing and Chat.

## WCNY TV Classroom



The District will partner again with WCNY's TV Classroom to offer curriculum on ELA, math, science, health and physical education, history, and social studies. Your child's school or teacher will recommend timeslots for viewing or you may check [wcny.org/tvclassroom](http://wcny.org/tvclassroom) or the weekly schedules! Stream live online or watch on TV (Global Connect Channel):

- 24.3 with an Antenna
- 1276 for Spectrum Digital
- 467 for FiOS

## Remote Start & Dismissal

### 8:00 AM – 2:00 PM

While engaging in 100% remote learning, Grades Pre-K—Grade 5 will learn from 8:00 AM - 2:00 PM. Please see the sample daily schedule to the right for an example of how your child's day might flow.

### Exception:

Franklin Elementary 8:00 AM - 3:00 PM  
H.W. Smith 8:00 AM - 3:30 PM



## SAMPLE REMOTE DAILY SCHEDULE

8:00 AM	8:00 AM - 9:00 AM <b>Community Building</b> Teams
9:00 AM	9:00 AM - 9:30 AM <b>Morning Meeting</b> Watch on WCNY
9:30 AM	9:30 AM - 10:30 AM <b>ELA</b> Teams or Seesaw
10:30 AM	10:30 AM - 11:30 AM <b>Math</b> Teams or Seesaw
11:30 AM	11:30 AM - 12:00 PM <b>WCNY Lesson in Humanities, Math or Arts</b> Watch on WCNY
12:00 PM	12:00 PM - 12:30 PM <b>Lunch</b>
12:30 PM	12:30 PM - 1:00 PM <b>PE/ Health or Art/Music</b> Watch on WCNY or Teams
1:00 PM	1:00 PM - 1:30 PM <b>Digital Content</b> Various
1:30 PM	1:30 PM - 2:00 PM <b>STEM or Social Studies</b> Watch on WCNY

# Pre-K — Grade 5: Hybrid Model

If a hybrid model is put in place **after October 2**, the student population will be split into groups that will alternate between in-person instruction and remote instruction. Each group will have in-person instruction twice a week and remote instruction three days a week.

## SAMPLE HYBRID STUDENT WEEK

MONDAY	TUESDAY	WEDNESDAY	THURSDAY	FRIDAY
				

## Hybrid Start & Dismissal

### 8:00 AM - 2:00 PM (Most Schools)

If a hybrid model is put in place, schools will follow the start and dismissal times below. Whether it is an in-school or remote learning day for your child, they will follow the same schedule.

#### Bellevue Elementary

8:00 AM – 2:00 PM

#### Huntington

8:00 AM – 2:00 PM

#### Roberts

8:00 AM – 2:00 PM

#### Delaware Primary

8:00 AM – 2:00 PM

#### LeMoyne Elementary

8:00 AM – 2:00 PM

#### Salem Hyde (PK-6\*)

8:00 AM – 2:00 PM

#### Dr. Weeks Elementary

8:00 AM – 2:00 PM

#### Montessori at LeMoyne

9:00 AM – 3:00 PM

#### Seymour Dual Language

8:00 AM – 2:00 PM

#### Edward Smith

8:00 AM – 2:00 PM

#### McCarthy at Beard

8:45 AM – 1:00 PM

#### STEAM @ Dr. King

8:00 AM – 2:00 PM

#### Elmcrest

8:00 AM – 2:00 PM

#### McKinley-Brighton

8:00 AM – 2:00 PM

#### Syracuse Latin

8:00 AM – 2:00 PM

#### Franklin Elementary

8:00 AM – 3:00 PM

#### Meachem Elementary

8:00 AM – 2:00 PM

#### Van Duyn Elementary

8:00 AM – 2:00 PM

#### Frazer

8:00 AM – 2:00 PM

#### Oasis Academy (K-8\*)

8:00 AM – 2:00 PM

#### Webster Elementary

8:00 AM – 2:00 PM

#### H.W. Smith

8:00 AM – 3:30 PM

#### Porter Elementary

8:00 AM – 2:00 PM



# Grade 6 — Grade 8: Remote

100% Remote instruction and learning September 14 through October 2.

## Remote Learning

Online classes will be conducted using [Canvas](#) while students are home. [Teams Video Conferencing and Chat](#) may also be utilized for interacting with teachers and classes.

Both are accessible via [Clever](#) or by downloading the individual apps for [Canvas](#) or [Teams Video Conferencing and Chat](#).

## Remote Start & Dismissal

### 8:45 AM - 3:40 PM

While engaging in 100% remote learning, Grades 6 through Grade 8 will learn from 8:45 AM - 3:40 PM. Please see the sample daily schedule to the right for an example of how your child's day might flow.

### Exception:

H.W. Smith 8:00 AM - 3:40 PM  
Lincoln Middle 7:45 AM - 3:40 PM



## SAMPLE REMOTE DAILY SCHEDULE

8:45 AM	8:45 AM - 9:00 AM <b>SEL</b> Teams or Canvas
9:00 AM	9:00 AM - 9:54 AM <b>Class 1</b> Teams or Canvas
9:56 AM	9:56 AM - 10:50 AM <b>Class 2</b> Teams or Canvas
10:52 AM	10:52 AM - 11:46 AM <b>Class 3</b> Teams or Canvas
11:48 AM	11:48 AM - 12:42 PM <b>Class 4</b> Teams or Canvas
12:45 PM	12:45 PM - 1:15 PM <b>Lunch</b>
1:15 PM	1:15 PM - 1:50 PM <b>Break</b>
1:51 PM	1:51 PM - 2:45 PM <b>Class 5</b> Teams or Canvas
2:46 PM	2:46 PM - 3:40 PM <b>Class 6</b> Teams or Canvas





## Grade 6 — Grade 8: Hybrid Model

If a hybrid model is put in place **after October 2**, the student population will be split into groups that will alternate between in-person instruction and remote instruction. Each group will have in-person instruction twice a week and remote instruction three days a week.











### Hybrid Start & Dismissal

#### 8:45 AM - 3:40 PM (Most Schools)

When a hybrid model is put into place, schools will follow the start and dismissal times below. If your child is scheduled to attend school on a particular day, their in-person instruction at their school will begin at the start time listed below and go through 1:00PM. They will then travel home and continue their school day virtually from 1:50 PM – 3:40 PM. All in-person instruction will only be in the morning.

<b>Brighton Academy (at Shea)</b>	8:45 AM – 1:00 PM	1:50 PM – 3:40 PM
<b>Clary Middle (at Levy)</b>	8:45 AM – 1:00 PM	1:50 PM – 3:40 PM
<b>Edward Smith</b>	8:45 AM – 1:00 PM	1:50 PM – 3:40 PM
<b>ELMS</b>	8:45 AM – 1:00 PM	1:50 PM – 3:40 PM
<b>Frazer</b>	8:45 AM – 1:00 PM	1:50 PM – 3:40 PM
<b>Grant Middle</b>	8:45 AM – 1:00 PM	1:50 PM – 3:40 PM
<b>H.W. Smith</b>	8:00 AM – 1:15 PM	1:50 PM – 3:40 PM
<b>Huntington</b>	8:45 AM – 1:00 PM	1:50 PM – 3:40 PM
<b>Lincoln Middle</b>	7:45 AM – 1:00 PM	1:50 PM – 3:40 PM
<b>Roberts</b>	8:45 AM – 1:00 PM	1:50 PM – 3:40 PM
<b>Syracuse Latin</b>	8:45 AM – 1:00 PM	1:50 PM – 3:40 PM
<b>Syracuse STEM @ Blodgett</b>	8:45 AM – 1:00 PM	1:50 PM – 3:40 PM

#### SAMPLE HYBRID STUDENT WEEK

MONDAY	TUESDAY	WEDNESDAY	THURSDAY	FRIDAY
8:45 AM - 1:00 PM 	8:45 AM - 1:00 PM 	8:45 AM - 1:00 PM 	8:45 AM - 1:00 PM 	8:45 AM - 1:00 PM 
1:50 PM - 3:40 PM 	1:50 PM - 3:40 PM 	1:50 PM - 3:40 PM 	1:50 PM - 3:40 PM 	1:50 PM - 3:40 PM 

# High School: Remote

100% Remote instruction and learning September 14 through October 2.

## Remote Learning

Online classes will be conducted using [Canvas](#) while students are home.



[Teams Video Conferencing and Chat](#) may also be utilized for interacting with teachers and classes.

Both are accessible via [Clever](#) or by downloading the individual apps for [Canvas](#) or [Teams Video Conferencing and Chat](#).

## Remote Start & Dismissal

### 8:45 AM - 3:40 PM

While engaging in 100% remote learning, Grades 9 through Grade 12 will learn from 8:45 AM - 3:40 PM. Please see the sample daily schedule to the right for an example of how your child's day might flow.



## SAMPLE REMOTE DAILY SCHEDULE

8:45 AM	8:45 AM - 9:00 AM <b>SEL</b> Teams or Canvas
9:00 AM	9:00 AM - 9:54 AM <b>Class 1 (Core)</b> Teams or Canvas
9:56 AM	9:56 AM - 10:50 AM <b>Class 2 (Core)</b> Teams or Canvas
10:52 AM	10:52 AM - 11:46 AM <b>Class 3 (Core/ Related Studies)</b> Teams or Canvas
11:48 AM	11:48 AM - 12:42 PM <b>Class 4 (Core/ CTE/ Language)</b> Teams or Canvas
12:45 PM	12:45 PM - 1:15 PM <b>Lunch</b>
1:15 PM	1:15 PM - 1:50 PM <b>Break</b>
1:51 PM	1:51 PM - 2:45 PM <b>Class 5</b> Teams or Canvas
2:46 PM	2:46 PM - 3:40 PM <b>Class 6</b> Teams or Canvas

*If needed, a 3:41 PM - 4:35 PM period is available for extra assistance.*

# High School: Hybrid Model

If a hybrid model is put in place **after October 2**, the student population will be split into groups that will allow for in-person instruction one day a week.












## Hybrid Start & Dismissal

### 8:45 – 3:40 PM

When a hybrid model is put into place, schools will follow the start and dismissal times below. If your child is scheduled to attend school on a particular day, their in-person instruction at their school will be begin at 8:45 AM and go through 1:00 PM. They will then travel home and continue their school day virtually from 1:50 PM – 3:40 PM. All in-person instruction will only be in the morning.

<b>Corcoran High School</b>	8:45 AM – 1:00 PM	1:50 PM – 3:40 PM
<b>Henninger High School (&amp; P-TECH)</b>	8:45 AM – 1:00 PM	1:50 PM – 3:40 PM
<b>Institute of Technology @ Syracuse Central (&amp; P-TECH)</b>	8:45 AM – 1:00 PM	1:50 PM – 3:40 PM
<b>Nottingham High School</b>	8:45 AM – 1:00 PM	1:50 PM – 3:40 PM
<b>Promising Futures Leadership Academy</b>	8:45 AM – 1:00 PM	1:50 PM – 3:40 PM
<b>Public Service Leadership Academy @ Fowler (&amp; P-TECH)</b>	8:45 AM – 1:00 PM	1:50 PM – 3:40 PM

## SAMPLE HYBRID STUDENT WEEK

MONDAY	TUESDAY	WEDNESDAY	THURSDAY	FRIDAY
8:45 AM - 1:00 PM 	8:45 AM - 1:00 PM 	8:45 AM - 1:00 PM 	8:45 AM - 1:00 PM 	8:45 AM - 1:00 PM 
1:50 PM - 3:40 PM 	1:50 PM - 3:40 PM 	1:50 PM - 3:40 PM 	1:50 PM - 3:40 PM 	1:50 PM - 3:40 PM 
 In person appointments available for:				
<ul style="list-style-type: none"> <li>English</li> <li>Social Studies</li> </ul>	<ul style="list-style-type: none"> <li>Math</li> <li>Science</li> </ul>	Buildings closed for cleaning and disinfecting. Remote support available.	<ul style="list-style-type: none"> <li>Specials</li> <li>CTE Lab</li> <li>Science Lab</li> </ul>	<ul style="list-style-type: none"> <li>Credit Recovery</li> <li>EDLP</li> <li>IB Support</li> </ul>

# Resources

## Learning Tools

### Clever

Students have a variety of high quality online resources available to them (including [Seesaw](#), [Canvas](#), [Teams Video Conferencing Chat](#)) by logging into [Clever](#) using a district login ID and password. Students can access [Clever](#) by visiting [syracusecityschools.com](http://syracusecityschools.com) and clicking on 'Library'. The programs listed above can be accessed from any internet connected device (Google Chrome is the recommended browser).

### Microsoft Teams

[Microsoft Teams](#) may be used in Grades K-12 for video conferencing on remote learning days. Download the [Teams App](#) onto your computer and/or phone or access via [Clever](#).



### Special Education

Our Special Education Department will utilize [Zoom Video Conferencing](#) for related services including OT, PT, speech, etc.

## Communication

### Messaging Teachers

Parents/ guardians may reach their child's teacher using the [TalkingPoints](#) messaging app. This app allows you to communicate in your home language— see directions on page 13!



### Emailing Teachers

Do you need to email your child's teacher? If you do not have their District email address, please call your child's school (see p.23).

## Resources

### Checking Grades

You may check your child's grades using [SchoolTool](#) (click on SchoolTool Portal on [syracusecityschools.com](http://syracusecityschools.com) home page).

### WiFi Hot Spots

The District has activated several WiFi hot spots. This free WiFi is the same internet access that students would have while in school and is filtered appropriately.



Logging on:

- Select 'SCSD Vendor' from your WiFi settings
- You will be redirected to a browser to sign onto the network
- Enter student username and password into the spaces noted. Click on the accept the terms of use checkbox and select 'Log in'.

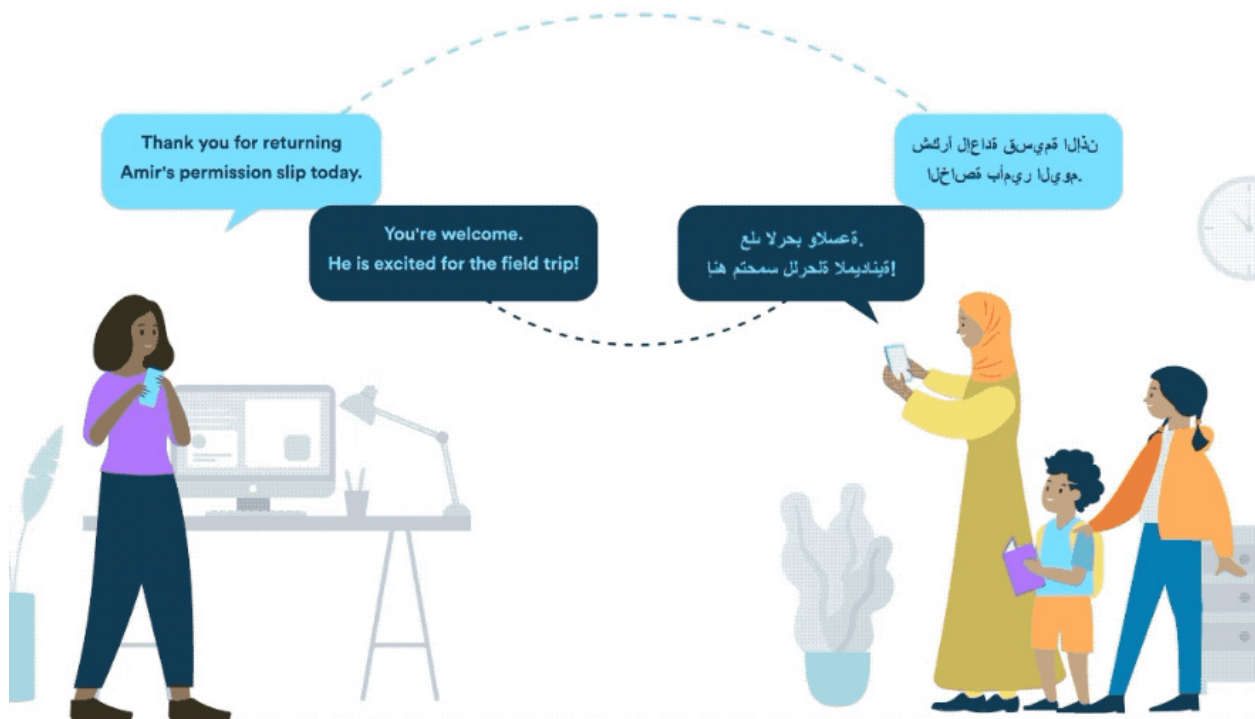
### Hot Spot Parking Lots

[Corcoran](#) 919 Glenwood Ave.  
[Henninger](#) 600 Robinson St.  
[Nottingham](#) 3100 E. Genesee St.  
[PSLA at Fowler](#) 227 Magnolia St.  
[Seymour](#) 108 Shonnard St.  
[STEAM at Dr. King](#) 416 E. Raynor Ave.  
[Van Duyn](#) 401 Loomis Ave.  
[Webster](#) 500 Wadsworth St.

# Quickstart: TalkingPoints



TalkingPoints is a free parent-teacher messaging app with translations in English and over 20 other languages. We will use TalkingPoints to communicate with you through a mobile app or text messages in your home languages.



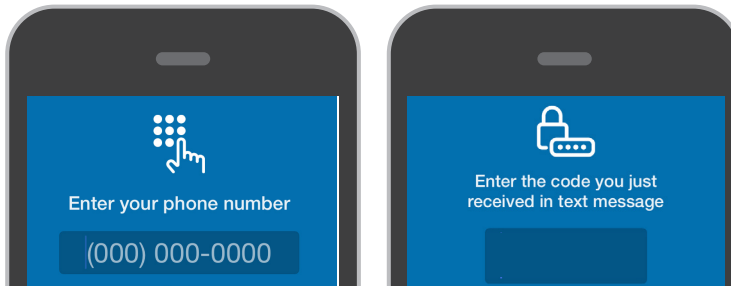
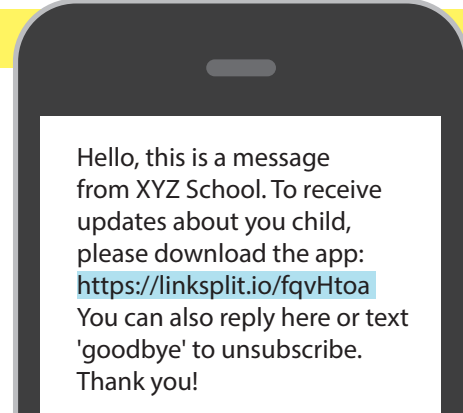
## Available languages

TalkingPoints is working hard to reduce the language barrier for non-English, diverse background parents. They currently offer message translation in over 100 languages on their platform. In addition to this, they have developed and translated helpful resources for teachers to use in more than 40 of our widely used languages. This list is growing every year as we reach more communities!

Albanian	Chinese	Filipino (Tagalog)	Japanese	Polish
Arabic	(Simplified/	French	Korean	Portuguese
Bengali	Mandarin)	German	Lao	Russian
Bosnian	Chinese	Gujarati	Nepali	Spanish
Burmese	(Traditional/	Haitian Creole	Pashto	Somali
Cambodian	Cantonese)	Hindi	Persian (Farsi)	Swahili
(Khmer)	English	Italian	Punjabi	Turkish

## Getting Started

- 1 Expect a text message from your child's school
- 2 Click on the [link](#) in the message
- 3 Download the TalkingPoints app
- 4 After downloading and opening the app, enter your phone number in the app, then the code you will receive.



- 5 You are all set!

Ukrainian	Danish	Indonesian	Maltese	Slovenian
Urdu	Dutch	Irish	Maori	Sundanese
Vietnamese	Estonian	Javanese	Marathi	Swedish
Afrikaans	Finnish	Kannada	Mongolian	Tajik
Amharic	Frisian	Kazakh	Norwegian	Tamil
Armenian	Galician	Kurdish	Nyanja (Chichewa)	Telugu
Azerbaijani	Georgian	Kinyarwanda	Romanian	Thai
Basque	Greek	Kyrgyz	Samoan	Uzbek
Belarusian	Hausa	Latvian	Scots Gaelic	Welsh
Bulgarian	Hawaiian	Lithuanian	Serbian	Xhosa
Catalan	Hebrew	Luxembourgish	Sesotho	Yiddish
Cebuano	Hmong	Macedonian	Shona	Yoruba
Corsican	Hungarian	Malagasy	Sindhi	Zulu
Croatian	Icelandic	Malay	Sinhala	
Czech	Igbo	Malayalam	Slovak	

# Health & Safety

## Required for attendance

### Screen for Symptoms Before Leaving Home

If your child is experiencing any new or worsening symptoms listed on the **COVID-19 Symptom Checklist**, please keep them home and contact their medical provider.

#### Symptom Checklist

Before reporting to school, check your child for the following symptoms:



- ☐ Fever (temperature above 100.0°F ) or chills
- ☐ Cough
- ☐ Shortness of breath or difficulty breathing
- ☐ Fatigue
- ☐ Muscle or body aches
- ☐ Headache
- ☐ New loss of taste or smell
- ☐ Sore throat
- ☐ Congestion or runny nose
- ☐ Nausea or Vomiting
- ☐ Diarrhea

### Screening at Buildings

All students, visitors (including parents/guardians) and staff must have their temperature taken and attest to the statements below prior to entering a District building.




1. I am aware of the CDC recommendation and the District's expectation to wear a face covering or mask while on District property.
2. I have checked my temperature and do not have a fever (greater than 100.0 F).
3. I feel well and do not have symptoms listed on checklist.
4. In the past 14 days, I have not been in close contact with anyone suspected or lab-confirmed with COVID-19.
5. I am not currently clinically diagnosed as having COVID-19 or awaiting medically-directed COVID-19 test results.
6. I have not been asked to self-isolate or quarantine by a medical professional or local public health official.
7. I have not traveled to any of the states listed by NYS as having travel restrictions within the last two weeks.
8. I am aware of the CDC recommendation for handwashing and the use of hand sanitizer.



## What if my child has been exposed or diagnosed?

If your child or anyone your child has been in close contact with has been diagnosed with COVID-19 or placed in quarantine, please keep them home from school.



If your child has been asked to self-isolate or quarantine by a medical professional or local public health official, please keep them home from school.

### When can my child return?

Students should not return to school until the following criteria are met. Parents/guardians must also submit a form, provided by their child's school, upon return.

- Parent/guardian certifies in writing that the student is fever-free and has been completely symptom free (no coughs, no chills, no symptoms consistent with COVID-19) for at least three (3) days; AND
- At least ten (10) days have passed since the later of the onset of symptoms that led to the child being sent home or a positive COVID-19 test.

OR

- The parent/guardian provides documentation from a medical provider confirming that the child can return to school, that the child had a negative test for COVID-19 and that any lingering symptoms, if applicable, are not the result of a contagious illness.

## Face Covering Required

Students in the Syracuse City School District are expected to wear a face covering. CDC and the New York State Department of Health recommends that everyone 2 years and older wear a cloth face covering that covers their nose and mouth when they are out in the community and at school. In the event that a student needs one, one will be provided from their teacher/school.

Children younger than 2 years of age, as well as anyone who has trouble breathing or is unconscious, incapacitated, or otherwise unable to remove the face covering without assistance, should not wear face coverings.

Mask should always cover the nose and mouth. Masks should be washed after each use. It is important to always remove masks correctly by handling only the ear loops or ties and then folding outside corners together. Be careful not to touch your eyes, nose, and mouth when removing and wash hands immediately after removing. and wash your hands after handling or touching a used mask.






Wearing cloth face coverings is a public precaution, in addition to social distancing and frequent handwashing, which reduces the spread of COVID-19. A cloth face covering is not intended to protect the wearer but may prevent the spread of the virus from the wearer to others. This would be especially important if someone is infected but does not have symptoms. Medical face masks and N95 masks are reserved for healthcare personnel. Please see **Figure 1** for more information on face coverings.



**Make sure both your nose and mouth are covered!**

**Figure 1: Which face covering is for me?**

Cloth Face Covering (Cloth mask/ scarf/ bandanna)		Disposable Mask	N95 Mask
			
Who should wear	Recommended for students.	Recommended for students when cloth mask is not available.	For use by custodial and healthcare workers only.
How to wear	Loose fitting. Nose and mouth covered.  Fit snugly but comfortably against the side of the face, secure with ties or ear loops, include multiple layers of fabric and allow for breathing without restriction.	Loose fitting. Nose and mouth covered.	
Function	Provides some protection. Prevents wearer from possibly transmitting infectious respiratory droplets to others.		
Wash or toss?	Wash routinely after use.  Wash hands prior to removal of mask. Once cloth mask is removed, wash before wearing again. If you need to remove mask during the course of your day, have more than one mask available to use.	Disposable.  Discard after being soiled by nose or mouth. Do not touch eyes, nose, or mouth when removing. Wash hands immediately after removal.	

# Habits at School

## Clean Hands

Students should wash their hands often with soap and water for at least 20 seconds, especially after blowing their nose, coughing, or sneezing; going to the bathroom; and before eating food. Avoid touching your eyes, nose, and mouth with unwashed hands.

### How to clean hands

- Wash hands often with soap and water for at least 20 seconds.
- If soap and water are not readily available, use a hand sanitizer that contains at least 60% alcohol. Cover all surfaces of your hands and rub them together until they feel dry.

### Fingernail care and jewelry

- Germs can live under artificial fingernails both before and after using an alcohol-based hand sanitizer and handwashing.
- Keep natural nail tips less than ¼ inch long.
- Some studies have shown that skin underneath rings contains more germs than comparable areas of skin on fingers without rings.



## Coughs & Sneezes

Students should always cover their mouth and nose with a tissue when coughing or sneezing or use the inside of their elbow.

## Face Coverings

Students in the Syracuse City School District are expected to wear a face covering when in their building.

## Social Distance

### Your child's classroom

Under the Hybrid model, students will be spaced a minimum of six feet apart in instructional rooms. Unused student desks and chairs in classroom will be removed, covered in plastic, taped off or marked so that they are not used.



### Avoid close contact

People without symptoms may be able to spread the virus. Students should maintain at least 6 feet between themselves and others who do not live in their household.

### Shared spaces

Students should not congregate in locker rooms, hallways, bathrooms, cafeterias, library or other areas where people socialize.

### Keep six feet apart whenever possible.

Limit interactions with other students.

# Clean & Safe Schools

## Cleaning & Disinfecting

### Daily Disinfecting

The District follows guidelines by the Center of Disease Control and Prevention (CDC) for cleaning and disinfection and will be doing both daily.



Custodial staff will be diligent about disinfecting high contact surfaces that could spread COVID-19 including but not limited to:

- Countertops
- Desks and chairs
- Door knobs and handles
- Drinking fountains
- Light switches
- Sinks and plumbing fixtures
- Telephones

Custodians will provide spray bottles of an Environmental Protection Agency (EPA) approved disinfectant and paper towels to building staff members to clean up student spills and messes. If warranted, buildings may be disinfected by custodial staff during non-occupied hours using electrostatic sprayers and/or fogging style applicators with an EPA approved disinfectant.

### When someone is sick

If someone is identified by a building administrator or Human Resources as suspected of being ill, custodians will disinfect in accordance with the procedures above in areas of the building where the person was present.

If someone is confirmed to have COVID-19, the District will seek direction from the Onondaga County Health Department as well as the CDC's reopening decision tool. Sections of the building or the entire building may be closed for further disinfection or disinfected off hours depending on the circumstances.

### Drinking Fountains

Buildings have drinking fountains that meet building code for public school district use. Based on usage, drinking fountains will be periodically sanitized during the school day and sanitized every evening. The District has accelerated its program to add bottle filling drinking fountains to each school building.

### Main Office

Sneeze guards and general barriers have been installed in all of our main offices in our schools and on counters frequently used by the public.

### Elevators

Building occupants are encouraged to use stairs. If elevator use is needed, Principals

will review the requests and grant usage through an elevator key, card access or code depending on the building. Students need an adult chaperone to use an elevator with a maximum of two people in the elevator at a time. Face coverings must be worn at all times when using elevators.

## Heating Ventilation and Air Conditioning (HVAC)

HVAC systems will be operated in accordance with NYSDOH, NYSED and the American Society of Heating, Refrigerating and Air-Conditioning Engineers (ASHRAE) requirements and guidance including the following:

- Buildings will be operated for longer periods of time in “occupied” mode so that additional fresh air and ventilation are brought into spaces and air is exchanged more frequently.
- Where possible, HVAC equipment controls have been programmed by vendor to increase air exchanges.
- Where possible, air filtration will be increased by utilizing higher rated MERV filters in HVAC equipment with a goal of MERV 13 minimum.
- Air filters will be changed at more frequent intervals than normal operations.
- HVAC coils will be more frequently cleaned and sanitized in accordance with manufacturer’s directions.
- When weather permits and practical, windows will be opened to bring in additional outside air.
- When possible, the number of occupants in rooms will be reduced.
- When possible, the period of time spent by occupants in rooms will be reduced.
- In the building’s isolation room, a hospital grade portable air purifier with a HEPA filter will be provided.

## COVID-19 Case Protocols

### Isolation Area

An isolation room or area has been established in each building to separate anyone who exhibits COVID-like symptoms. School nurses and other healthcare providers will use Standard and Transmission-Based Precautions when caring for sick people.

### Closing & Disinfection

If someone is confirmed to have COVID-19, the District will seek direction from the Onondaga County Health Department as well as the CDC’s reopening decision tool. Sections of the building or the entire building may be closed for further disinfection or disinfected off hours depending on the circumstances.

## COVID-19 Testing

### Voluntary Testing Before Schools Open

To mitigate risk of infection and to ensure that schools reopen safely, schools will offer voluntary testing opportunities in partnership with Onondaga County. This proactive testing will be available for all school staff at mobile testing sites throughout the County. These sites will be

appointment based. In addition to staff, high school students will also be given the opportunity to be tested.

## On-Going Testing

Once schools are open, there will be specific protocol in place for instances where positive cases have been identified. Each school will have a portal on their website that will allow for 24 hour testing for those who have been in school while symptomatic.

When a positive case has been identified, those who should be tested will be identified by the contact tracers of the Health Department and will be directed to schedule a test through the school's website portal.

## Surveillance Testing

To further promote safety and prevent COVID-19 spread, it will be appropriate to perform random saliva-based surveillance testing during the school year. This method of surveillance testing is approved by the New York State Department of Health.

Pools of approximately 12 staff and students will be tested using the saliva protocol. Should the pool show the presence of COVID-19 everyone in the pool will need to have a diagnostic test performed.

# Contact Tracing

## Lab-Confirmed Cases

When a lab-confirmed case is reported to the Onondaga County Health Department (OCHD), a staff person (case investigator) from OCHD will contact the confirmed case and their parent/guardian in the case of a

student. The confirmed case is interviewed and contacts identified. School personnel assist health department in identifying specifics pertaining to the exposure.

- The confirmed case is out in isolation for 10 days.
- Release from isolation can only be granted by OCHD.

## Contact Tracing Process

All contacts of confirmed case interviewed to determine exposure risk. 14-day quarantine is issued by contact tracer for all close contacts of confirmed case.

### Quarantine Process:

Those directed to quarantine will be monitored by contact tracers for signs and symptoms of COVID-19. Contacts who develop symptoms become a Person Under Investigation (PUI) and are referred for testing and further investigation.

- Positive tests reported to OCHD and process begins again
- Release from quarantine can only be granted by OCHD

## School Closure Related to Positive Cases

School closure depends on the rate of infection in the community. Closure will occur with the consultation and guidance of OCHD and can vary depending on the situation. *One such example is if there are two separate, and seemingly unrelated, cases in two different classrooms of the same building.*




# Meal Pick-Up

## Monday, Wednesday & Friday 10:00 AM - 12:00 PM

Breakfast and lunch will be available for pick-up to all school aged children in the City of Syracuse without charge at the sites below (regardless if they are SCSD students). Sites will be open Monday, Wednesday, and Friday each week from 10 AM to 12 PM.

You do not have to go to the school building you attend to pick-up the meals, you can go

to any of the sites listed. If you have been quarantined, are medically high risk or have immobile students please call (315) 435-4207.



## Food Allergy

If your child has a documented food allergy by a physician, call (315) 435-4207 to register a school building as your pick-up site to ensure a specialized meal kit is available.

## Meal Pick-up Sites

**Bellevue Elementary**  
530 Stolp Ave., 13207

**Henninger HS**  
600 Robinson St., 13206

**PSLA @ Fowler**  
227 Magnolia St., 13204

**Corcoran HS**  
919 Glenwood Ave., 13207

**Huntington PK-8**  
400 Sunnycrest Rd., 13206

**Salem Hyde Elementary**  
450 Durston Ave., 13203

**Delaware Primary**  
900 S. Geddes St., 13204

**HW Smith PK-8**  
1130 Salt Springs Rd., 13224

**Seymour Elementary**  
108 Shonnard St., 13204

**Dr. Weeks Elementary**  
710 Hawley Ave., 13203

**LeMoyne Elementary**  
1528 LeMoyne Ave., 13208

**STEAM @ Dr King Elementary**  
416 E. Raynor Ave., 13202

**Ed Smith PK-8**  
1106 Lancaster Ave., 13210

**Levy**  
157 Fellows Ave., 13210

**Syracuse Latin School**  
345 Jamesville Ave., 13210

**ELMS**  
4942 S. Salina St., 13205

**McKinley-Brighton Elementary School**  
141 W. Newell St., 13205

**Van Duyn Elementary**  
401 Loomis Ave., 13207

**Franklin Elementary**  
428 S. Alvord St., 13208

**Nottingham HS**  
3100 E. Genesee St., 13224

**Webster Elementary**  
500 Wadsworth St., 13208

**Frazer PK-8**  
741 Park Ave., 13204

**Porter Elementary**  
512 Emerson Ave., 13204

Please visit the District meal pick-up webpage often for updates and information.



# Announcements

## Website

Visit [syracusecityschools.com](http://syracusecityschools.com) for news updates and announcements related to COVID-19. Check your child's individual school page often as well for updates.

## Calls and Texts

Text Y to 67587 in order to receive important voice messages and texts from the District and your child's school.

## District Emails

Sign up to receive regular emails with announcements, news and more from the District at [syracusecityschools.com/signup](http://syracusecityschools.com/signup).

## SchoolTool

Double check your child's phone number, address and emergency contact information on [SchoolTool](#) annually and whenever your information changes.

# Health Resources

## Upstate University Hospital Triage COVID-19 Hotline

(315) 464-3979

## Syracuse Community Health Center

(315) 476-7921

## Centers for Disease Control and Prevention (CDC)

[www.cdc.gov](http://www.cdc.gov)

## New York State Department of Health

[www.health.ny.gov](http://www.health.ny.gov)

## Onondaga County Health Department

[www.ongov.net](http://www.ongov.net)

## Dr. Panda TotoTime YouTube: Coronavirus Outbreak

Search online for Dr. Panda TotoTime YouTube: Coronavirus Outbreak for a family-friendly video about the Coronavirus Pandemic.

# School Phone Numbers

## ELEMENTARY

### Bellevue

(315) 435-4520

### Delaware

(315) 435-4540

### Dr. Weeks

(315) 435-4097

### Elmcrest

(315) 435-6244

### Franklin

(315) 435-4550

### LeMoyne

(315) 435-4590

### Montessori

(315) 435-4590

### McCarthy @ Beard

(315) 435-5855

### McKinley-Brighton

(315) 435-4605

### Meachem

(315) 435-4610

### Porter

(315) 435-4625

### Salem Hyde

(315) 435-4570

### Seymour

(315) 435-4645

### STEAM @ Dr. King

(315) 435-4580

### Van Duyn

(315) 435-4660

### Webster

(315) 435-4670

## PK-8 SCHOOLS

### Edward Smith

(315) 435-4650

### Frazer

(315) 435-4555

### H.W. Smith

(315) 435-4490

### Huntington

(315) 435-4565

### Oasis Academy

(315) 435-6226

### Roberts

(315) 435-4635

### Syracuse Latin

(315) 435-4606

## MIDDLE SCHOOLS

### Brighton Academy

(315) 435-4535

### Clary Middle

(315) 435-4411

### ELMS

(315) 435-6416

### Grant Middle

(315) 435-4433

### Lincoln Middle

(315) 435-4450

### Syracuse STEM @ Blodgett

(315) 435-4386

## HIGH SCHOOLS

### Corcoran

(315) 435-4321

### Henninger

(315) 435-4343

### ITC

(315) 435-4300

### Nottingham

(315) 435-4380

### Promising Futures

Leadership Academy

(315) 435-4135

### PSLA at Fowler

(315) 435-4376

# Coronavirus Disease 2019 (COVID-19)

MENU >



## For Parents: Multisystem Inflammatory Syndrome in Children (MIS-C) associated with COVID-19

### MIS-C Info for Parents

Updated May 20, 2020

[Print](#)

#### What we know about MIS-C

[Multisystem inflammatory syndrome in children \(MIS-C\)](#) is a condition where different body parts can become inflamed, including the heart, lungs, kidneys, brain, skin, eyes, or gastrointestinal organs. We do not yet know what causes MIS-C. However, we know that many children with MIS-C had the virus that causes [COVID-19](#), or had been around someone with COVID-19. MIS-C can be serious, even deadly, but most children who were diagnosed with this condition have gotten better with medical care.

## What to do if you think your child is sick with MIS-C

**Contact your child's doctor, nurse, or clinic right away** if your child is showing **symptoms of MIS-C**:

- Fever
- Abdominal pain
- Vomiting
- Diarrhea
- Neck pain
- Rash
- Bloodshot eyes

# How doctors will care for your child

Doctors may do certain tests to look for inflammation or other signs of disease. These tests might include:

- Blood tests
- Chest x-ray
- Heart ultrasound (echocardiogram)
- Abdominal ultrasound

Doctors may provide supportive care for symptoms (medicine and/or fluids to make your child feel better) and may use various medicines to treat inflammation. Most children who become ill with MIS-C will need to be treated in the hospital. Some will need to be treated in the pediatric intensive care unit (ICU).

Parents or caregivers who have concerns about their child's health, including concerns about [COVID-19](#) or MIS-C, should call a pediatrician or other healthcare provider immediately. Healthcare providers can follow [CDC recommendations](#) to keep children and their parents or caregivers safe if an in-person visit is needed.

## What we don't know about MIS-C

CDC is still learning about MIS-C and how it affects children, so we don't know why some children have gotten sick with MIS-C and others have not. We also do not know if children with certain health conditions are more likely to get MIS-C. These are among the many questions CDC is working to try to understand.

All CDC recommendations are based on the best data and science available at the time, and we will update them as we learn more.

## How to protect your child from COVID-19

Based on what we know now about MIS-C, the best way you can protect your child is by taking everyday actions to [prevent your child and the entire household from getting the virus that causes COVID-19](#).

### Additional Resources

[Multisystem inflammatory syndrome in children \(MIS-C\)](#)

[What CDC Is Doing About MIS-C](#)

[Caring for Children](#)

[COVID-19 FAQ: COVID-19 and Children](#)

SYRACUSE CITY SCHOOL DISTRICT  
1025 Erie Boulevard West | Syracuse, NY 13204

NON-PROFIT ORG.  
U.S. POSTAGE  
**PAID**  
Syracuse, NY  
Permit 2563

**Board of Education**

Katie Sojewicz, President  
Mark D. Muhammad, Ed.D., Vice President  
Tamica Barnett  
Pat Body  
David Cecile  
Derrick Dorsey  
Dan Romeo

**Superintendent**

Jaime Alicea



The Syracuse City School District hereby advises students, parents, employees and the general public that it is committed to providing equal access to all categories of employment, programs and educational opportunities, including career and technical education opportunities, regardless of actual or perceived race, color, national origin, Native American ancestry/ethnicity, creed or religion, marital status, sex, sexual orientation, age, gender identity or expression, disability or any other legally protected category under federal, state or local law.

Inquiries regarding the District's non-discrimination policies should be directed to:

Civil Rights Compliance Officer  
Syracuse City School District  
725 Harrison Street • Syracuse, NY 13210  
(315) 435-4131

Email: [CivilRightsCompliance@scsd.us](mailto:CivilRightsCompliance@scsd.us)