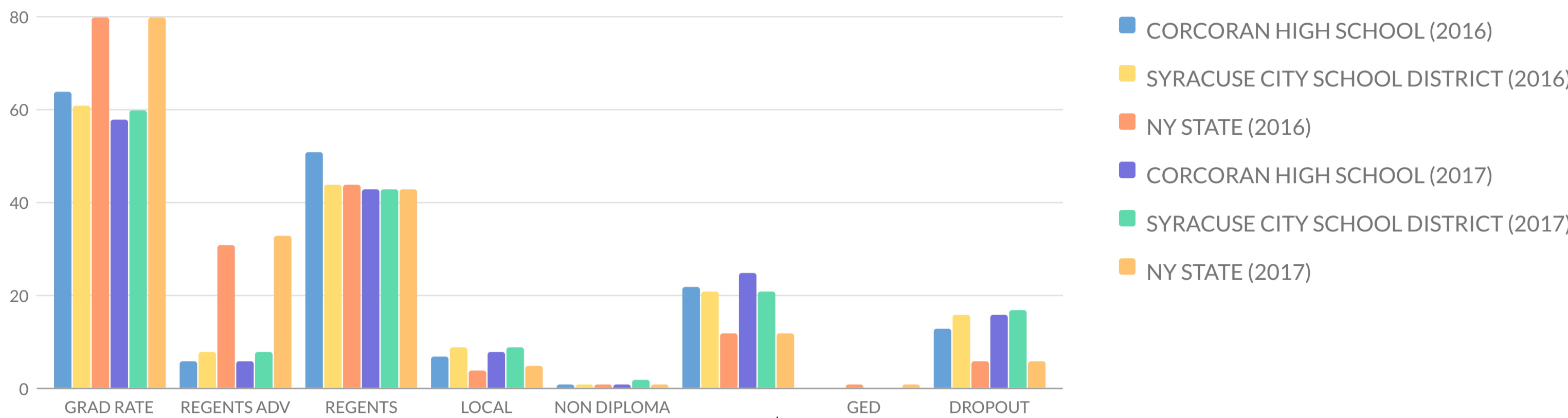


CORCORAN HIGH SCHOOL GRADUATION RATE DATA 4 YEAR OUTCOME AS OF JUNE

Graduation Rate Data are reported for a 9th grade cohort, as of the 4th year of high school - June. The Graduation Rate Data of high school as of the 4th year-August, the 5th year-June, and the 6th year-June are also calculated and available using the "Filter this data" function, below

Data is reported by educational institutions to the State Education Department throughout the school year and available for verification by districts until the close of the state data warehouse in August. District superintendents certify data is accurate in September. For the most updated information, please contact the school district.

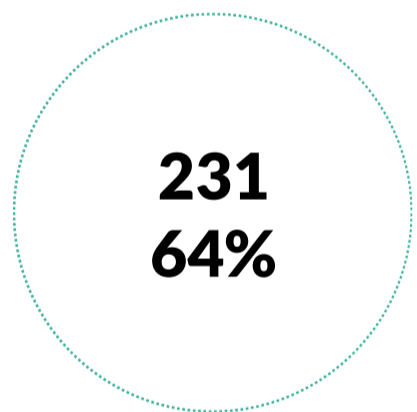
Complete information on the types of diploma credentials, which can be earned and the criteria for each, see: Diploma Requirements.



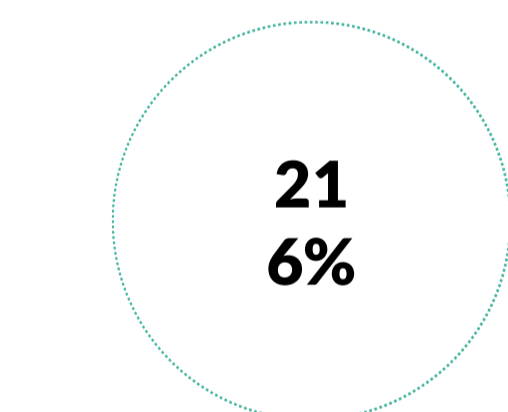
2016

ALL STUDENTS

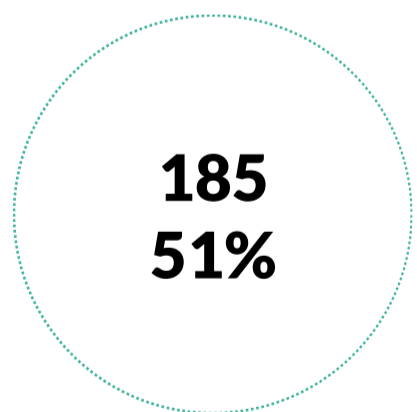
GRAD RATE



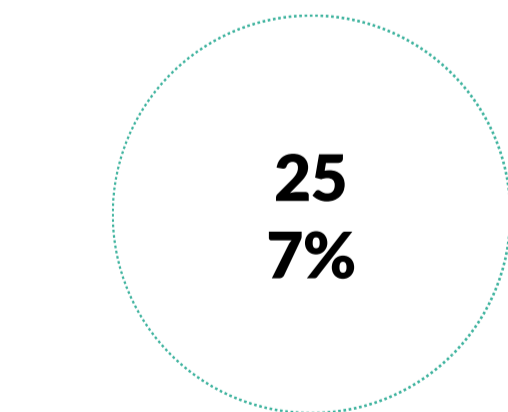
REGENTS WITH ...



REGENTS DIPLO...



LOCAL DIPLOMA



TOTAL STUDENTS IN COHORT: 360

NON DIPLOMA CRED

4	1%
---	----

STILL ENROLLED

80	22%
----	-----

GED TRANSFER

0	0%
---	----

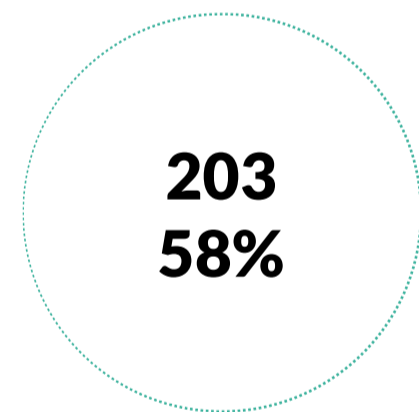
DROPOUT

45	13%
----	-----

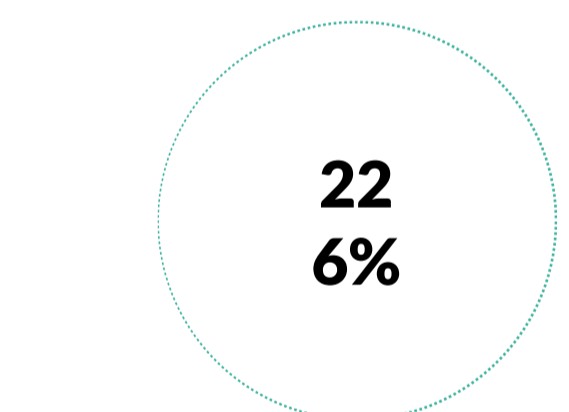
2017

ALL STUDENTS

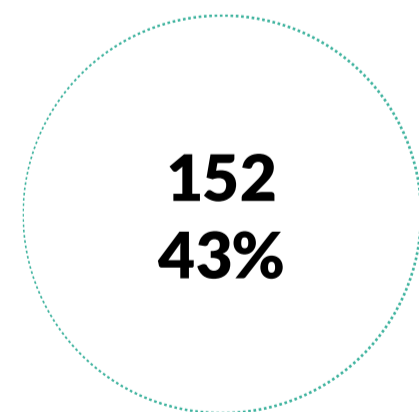
GRAD RATE



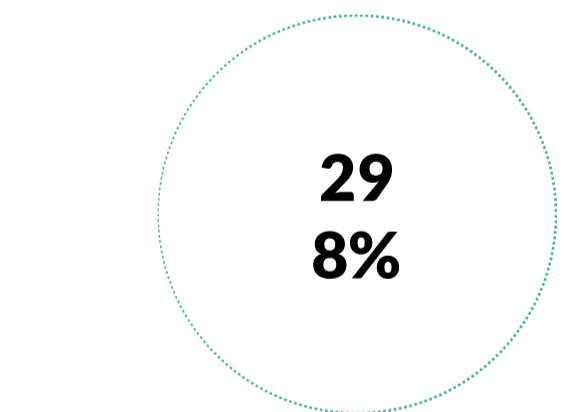
REGENTS WITH A...



REGENTS DIPLO...



LOCAL DIPLOMA



TOTAL STUDENTS IN COHORT: 353

NON DIPLOMA CRED

4	1%
---	----

STILL ENROLLED

89	25%
----	-----

GED TRANSFER

0	0%
---	----

DROPOUT

57	16%
----	-----

BY GENDER

FEMALE



GRAD RATE

REGENTS WITH ...

GRAD RATE

REGENTS WITH A...

FEMALE



REGENTS DIPLO...

LOCAL DIPLOMA

REGENTS DIPLO...

LOCAL DIPLOMA

TOTAL STUDENTS IN COHORT: 208

TOTAL STUDENTS IN COHORT: 185

NON DIPLOMA CRED

STILL ENROLLED

NON DIPLOMA CRED

STILL ENROLLED

1	0%
---	----

33	16%
----	-----

1	1%
---	----

41	22%
----	-----

GED TRANSFER

DROPOUT

GED TRANSFER

DROPOUT

0	0%
---	----

30	14%
----	-----

0	0%
---	----

25	14%
----	-----

MALE



GRAD RATE

REGENTS WITH ...

GRAD RATE

REGENTS WITH A...

MALE



REGENTS DIPLO...

LOCAL DIPLOMA

REGENTS DIPLO...

LOCAL DIPLOMA

TOTAL STUDENTS IN COHORT: 152

TOTAL STUDENTS IN COHORT: 168

NON DIPLOMA CRED

STILL ENROLLED

NON DIPLOMA CRED

STILL ENROLLED

3	2%
---	----

47	31%
----	-----

3	2%
---	----

48	29%
----	-----

GED TRANSFER

DROPOUT

GED TRANSFER

DROPOUT

0	0%
---	----

15	10%
----	-----

0	0%
---	----

32	19%
----	-----

BY ETHNICITY

MULTIRACIAL



GRAD RATE

REGENTS WITH ...

REGENTS DIPLO...

LOCAL DIPLOMA

TOTAL STUDENTS: –

NON DIPLOMA CRED

STILL ENROLLED

–	–
---	---

–	–
---	---

GED TRANSFER

DROPOUT

–	–
---	---

–	–
---	---

AMERICAN INDIAN OR ALASKA NATIVE



GRAD RATE

REGENTS WITH ...

REGENTS DIPLO...

LOCAL DIPLOMA

TOTAL STUDENTS: –

NON DIPLOMA CRED

STILL ENROLLED

MULTIRACIAL



GRAD RATE

REGENTS WITH A...

REGENTS DIPLO...

LOCAL DIPLOMA

TOTAL STUDENTS IN COHORT: 12

NON DIPLOMA CRED

STILL ENROLLED

0	0%
---	----

1	8%
---	----

GED TRANSFER

DROPOUT

0	0%
---	----

3	25%
---	-----

AMERICAN INDIAN OR ALASKA NATIVE



GRAD RATE

REGENTS WITH A...

REGENTS DIPLO...

LOCAL DIPLOMA

TOTAL STUDENTS IN COHORT: 5

NON DIPLOMA CRED

STILL ENROLLED

—	—
---	---

GED TRANSFER

—	—
---	---

—	—
---	---

DROPOUT

—	—
---	---

0	0%
---	----

GED TRANSFER

0	0%
---	----

1	20%
---	-----

DROPOUT

1	20%
---	-----

ASIAN OR NATIVE HAWAIIAN/OTHER PACIFIC ISLANDER



GRAD RATE

REGENTS WITH...

REGENTS DIPLO...

LOCAL DIPLOMA

TOTAL STUDENTS IN COHORT: 12

NON DIPLOMA CRED

STILL ENROLLED

0	0%
---	----

1	8%
---	----

GED TRANSFER

DROPOUT

0	0%
---	----

0	0%
---	----

WHITE



GRAD RATE

REGENTS WITH...

REGENTS DIPLO...

LOCAL DIPLOMA

TOTAL STUDENTS IN COHORT: 61

NON DIPLOMA CRED

STILL ENROLLED

0	0%
---	----

10	16%
----	-----

GED TRANSFER

DROPOUT

ASIAN OR NATIVE HAWAIIAN/OTHER PACIFIC ISLANDER



GRAD RATE

REGENTS WITH A...

REGENTS DIPLO...

LOCAL DIPLOMA

TOTAL STUDENTS IN COHORT: 19

NON DIPLOMA CRED

STILL ENROLLED

0	0%
---	----

5	26%
---	-----

GED TRANSFER

DROPOUT

0	0%
---	----

1	5%
---	----

WHITE



GRAD RATE

REGENTS WITH A...

REGENTS DIPLO...

LOCAL DIPLOMA

TOTAL STUDENTS IN COHORT: 59

NON DIPLOMA CRED

STILL ENROLLED

0	0%
---	----

9	15%
---	-----

GED TRANSFER

DROPOUT

0	0%
---	----

6	10%
---	-----

0	0%
---	----

5	8%
---	----

BLACK OR AFRICAN AMERICAN



GRAD RATE

REGENTS WITH A...

REGENTS DIPLO...

LOCAL DIPLOMA

TOTAL STUDENTS IN COHORT: 227

NON DIPLOMA CRED

STILL ENROLLED

4	2%
---	----

54	24%
----	-----

GED TRANSFER

DROPOUT

0	0%
---	----

27	12%
----	-----

HISPANIC OR LATINO



GRAD RATE

REGENTS WITH A...

REGENTS DIPLO...

LOCAL DIPLOMA

TOTAL STUDENTS IN COHORT: 51

NON DIPLOMA CRED

STILL ENROLLED

0	0%
---	----

12	24%
----	-----

GED TRANSFER

DROPOUT

BLACK OR AFRICAN AMERICAN



GRAD RATE

REGENTS WITH A...

REGENTS DIPLO...

LOCAL DIPLOMA

TOTAL STUDENTS IN COHORT: 209

NON DIPLOMA CRED

STILL ENROLLED

3	1%
---	----

61	29%
----	-----

GED TRANSFER

DROPOUT

0	0%
---	----

29	14%
----	-----

HISPANIC OR LATINO



GRAD RATE

REGENTS WITH A...

REGENTS DIPLO...

LOCAL DIPLOMA

TOTAL STUDENTS IN COHORT: 49

NON DIPLOMA CRED

STILL ENROLLED

1	2%
---	----

12	24%
----	-----

GED TRANSFER

DROPOUT

0	0%
---	----

11	22%
----	-----

0	0%
---	----

18	37%
----	-----

OTHER GROUPS

GENERAL-EDUCATION STUDENTS



GRAD RATE

REGENTS WITH ...

REGENTS DIPLO...

LOCAL DIPLOMA

TOTAL STUDENTS IN COHORT: 295

NON DIPLOMA CRED

STILL ENROLLED

0	0%
---	----

55	19%
----	-----

GED TRANSFER

DROPOUT

0	0%
---	----

37	13%
----	-----

STUDENTS WITH DISABILITIES



GRAD RATE

REGENTS WITH ...

REGENTS DIPLO...

LOCAL DIPLOMA

TOTAL STUDENTS IN COHORT: 65

NON DIPLOMA CRED

STILL ENROLLED

GENERAL-EDUCATION STUDENTS



GRAD RATE

REGENTS WITH A...

REGENTS DIPLO...

LOCAL DIPLOMA

TOTAL STUDENTS IN COHORT: 288

NON DIPLOMA CRED

STILL ENROLLED

0	0%
---	----

69	24%
----	-----

GED TRANSFER

DROPOUT

0	0%
---	----

46	16%
----	-----

STUDENTS WITH DISABILITIES



GRAD RATE

REGENTS WITH A...

REGENTS DIPLO...

LOCAL DIPLOMA

TOTAL STUDENTS IN COHORT: 65

NON DIPLOMA CRED

STILL ENROLLED

4	6%
---	----

25	38%
----	-----

4	6%
---	----

20	31%
----	-----

GED TRANSFER

DROPOUT

GED TRANSFER

DROPOUT

0	0%
---	----

8	12%
---	-----

0	0%
---	----

11	17%
----	-----

NON-ENGLISH LANGUAGE LEARNERS



GRAD RATE

REGENTS WITH ...

REGENTS DIPLO...

LOCAL DIPLOMA

TOTAL STUDENTS IN COHORT: 334

NON DIPLOMA CRED

STILL ENROLLED

4	1%
---	----

70	21%
----	-----

GED TRANSFER

DROPOUT

0	0%
---	----

38	11%
----	-----

ENGLISH LANGUAGE LEARNERS



GRAD RATE

REGENTS WITH ...

REGENTS DIPLO...

LOCAL DIPLOMA

TOTAL STUDENTS IN COHORT: 26

NON DIPLOMA CRED

STILL ENROLLED

0	0%
---	----

10	38%
----	-----

GED TRANSFER

DROPOUT

NON-ENGLISH LANGUAGE LEARNERS



GRAD RATE

REGENTS WITH A...

REGENTS DIPLO...

LOCAL DIPLOMA

TOTAL STUDENTS IN COHORT: 330

NON DIPLOMA CRED

STILL ENROLLED

4	1%
---	----

76	23%
----	-----

GED TRANSFER

DROPOUT

0	0%
---	----

48	15%
----	-----

ENGLISH LANGUAGE LEARNERS



GRAD RATE

REGENTS WITH A...

REGENTS DIPLO...

LOCAL DIPLOMA

TOTAL STUDENTS IN COHORT: 23

NON DIPLOMA CRED

STILL ENROLLED

0	0%
---	----

13	57%
----	-----

GED TRANSFER

DROPOUT

0	0%
---	----

7	27%
---	-----

0	0%
---	----

9	39%
---	-----

NOT ECONOMICALLY DISADVANTAGED



GRAD RATE

REGENTS WITH ...

REGENTS DIPLO...

LOCAL DIPLOMA

TOTAL STUDENTS IN COHORT: 109

NON DIPLOMA CRED

STILL ENROLLED

0	0%
---	----

19	17%
----	-----

GED TRANSFER

DROPOUT

0	0%
---	----

11	10%
----	-----

ECONOMICALLY DISADVANTAGED



GRAD RATE

REGENTS WITH ...

REGENTS DIPLO...

LOCAL DIPLOMA

TOTAL STUDENTS IN COHORT: 251

NON DIPLOMA CRED

STILL ENROLLED

4	2%
---	----

61	24%
----	-----

GED TRANSFER

DROPOUT

NOT ECONOMICALLY DISADVANTAGED



GRAD RATE

REGENTS WITH A...

REGENTS DIPLO...

LOCAL DIPLOMA

TOTAL STUDENTS IN COHORT: 85

NON DIPLOMA CRED

STILL ENROLLED

0	0%
---	----

14	16%
----	-----

GED TRANSFER

DROPOUT

0	0%
---	----

10	12%
----	-----

ECONOMICALLY DISADVANTAGED



GRAD RATE

REGENTS WITH A...

REGENTS DIPLO...

LOCAL DIPLOMA

TOTAL STUDENTS IN COHORT: 268

NON DIPLOMA CRED

STILL ENROLLED

4	1%
---	----

75	28%
----	-----

GED TRANSFER

DROPOUT

0	0%
---	----

34	14%
----	-----

0	0%
---	----

47	18%
----	-----

NOT MIGRANT



GRAD RATE

REGENTS WITH...

REGENTS DIPLO...

LOCAL DIPLOMA

TOTAL STUDENTS: —

NON DIPLOMA CRED

STILL ENROLLED

—	—
---	---

—	—
---	---

GED TRANSFER

DROPOUT

—	—
---	---

—	—
---	---

MIGRANT



GRAD RATE

REGENTS WITH...

REGENTS DIPLO...

LOCAL DIPLOMA

TOTAL STUDENTS: —

NON DIPLOMA CRED

STILL ENROLLED

—	—
---	---

—	—
---	---

GED TRANSFER

DROPOUT

NOT MIGRANT



GRAD RATE

REGENTS WITH A...

REGENTS DIPLO...

LOCAL DIPLOMA

TOTAL STUDENTS: —

NON DIPLOMA CRED

STILL ENROLLED

—	—
---	---

—	—
---	---

GED TRANSFER

DROPOUT

—	—
---	---

—	—
---	---

MIGRANT



GRAD RATE

REGENTS WITH A...

REGENTS DIPLO...

LOCAL DIPLOMA

TOTAL STUDENTS: —

NON DIPLOMA CRED

STILL ENROLLED

—	—
---	---

—	—
---	---

GED TRANSFER

DROPOUT

-	-
---	---

-	-
---	---

-	-
---	---

-	-
---	---

© COPYRIGHT NEW YORK STATE EDUCATION DEPARTMENT, ALL RIGHTS RESERVED.