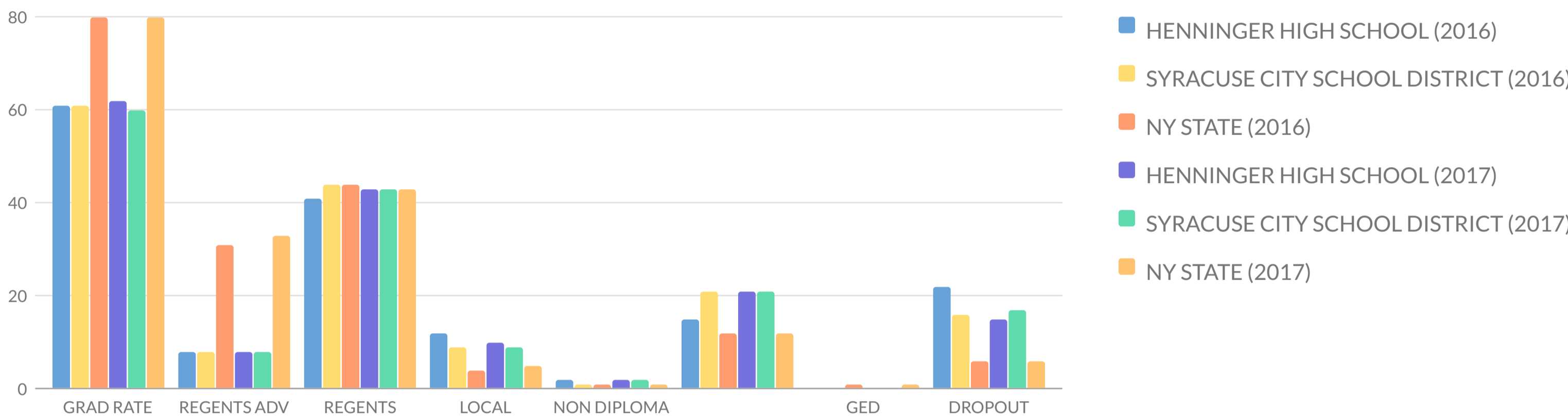


## HENNINGER HIGH SCHOOL GRADUATION RATE DATA 4 YEAR OUTCOME AS OF JUNE

Graduation Rate Data are reported for a 9th grade cohort, as of the 4th year of high school - June. The Graduation Rate Data of high school as of the 4th year-August, the 5th year-June, and the 6th year-June are also calculated and available using the "Filter this data" function, below

Data is reported by educational institutions to the State Education Department throughout the school year and available for verification by districts until the close of the state data warehouse in August. District superintendents certify data is accurate in September. For the most updated information, please contact the school district.

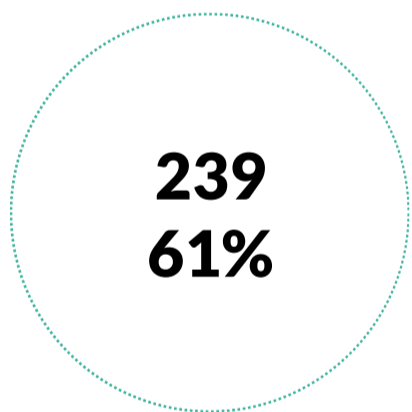
Complete information on the types of diploma credentials, which can be earned and the criteria for each, see: [Diploma Requirements](#).



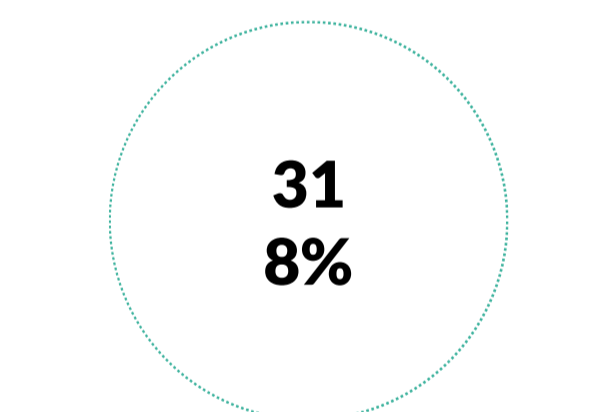
**2016**

**ALL STUDENTS**

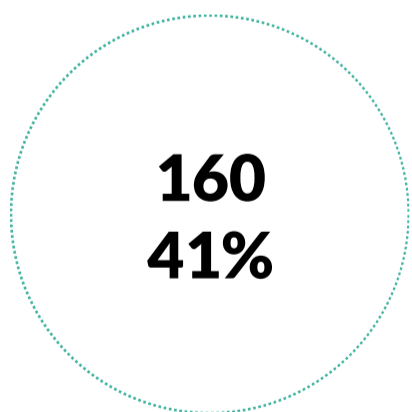
**GRAD RATE**



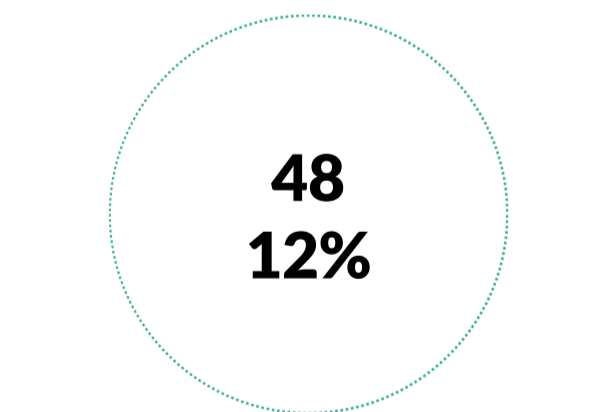
**REGENTS WITH ...**



**REGENTS DIPLO...**



**LOCAL DIPLOMA**



TOTAL STUDENTS IN COHORT: 389

**NON DIPLOMA CRED**

6	2%
---	----

**STILL ENROLLED**

60	15%
----	-----

**GED TRANSFER**

0	0%
---	----

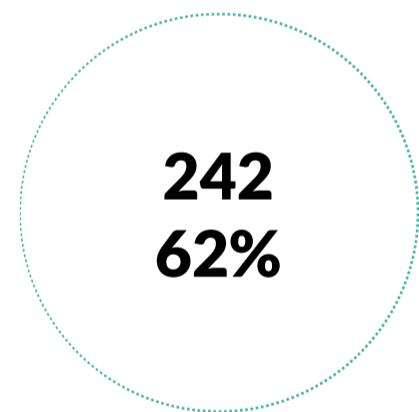
**DROPOUT**

84	22%
----	-----

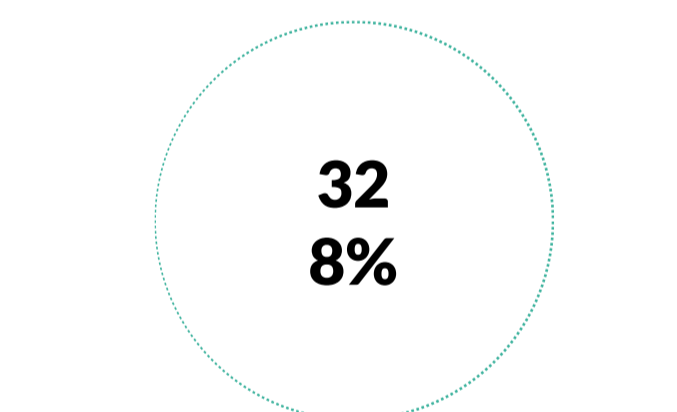
**2017**

**ALL STUDENTS**

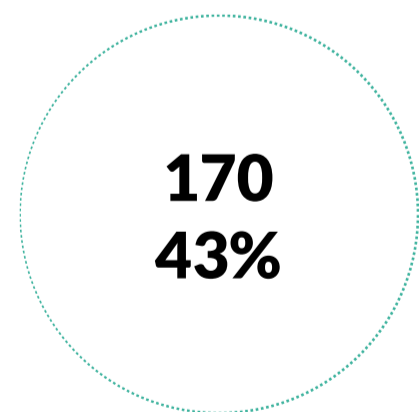
**GRAD RATE**




**REGENTS WITH A...**



**REGENTS DIPLO...**



**LOCAL DIPLOMA**



TOTAL STUDENTS IN COHORT: 391

**NON DIPLOMA CRED**

9	2%
---	----

**STILL ENROLLED**

81	21%
----	-----

**GED TRANSFER**

0	0%
---	----

**DROPOUT**

59	15%
----	-----

BY GENDER

FEMALE



GRAD RATE

REGENTS WITH ...

GRAD RATE

REGENTS WITH A...

REGENTS DIPLO...

LOCAL DIPLOMA

REGENTS DIPLO...

LOCAL DIPLOMA

TOTAL STUDENTS IN COHORT: 205

NON DIPLOMA CRED

STILL ENROLLED

2	1%
---	----

26	13%
----	-----

GED TRANSFER

DROPOUT

0	0%
---	----

33	16%
----	-----

MALE



GRAD RATE

REGENTS WITH ...

REGENTS DIPLO...

LOCAL DIPLOMA

TOTAL STUDENTS IN COHORT: 184

NON DIPLOMA CRED

STILL ENROLLED

FEMALE



TOTAL STUDENTS IN COHORT: 193

NON DIPLOMA CRED

STILL ENROLLED

5	3%
---	----

28	15%
----	-----

GED TRANSFER

DROPOUT

0	0%
---	----

22	11%
----	-----

MALE



GRAD RATE

REGENTS WITH A...

REGENTS DIPLO...

LOCAL DIPLOMA

TOTAL STUDENTS IN COHORT: 198

NON DIPLOMA CRED

STILL ENROLLED

4	2%
---	----

**GED TRANSFER**

0	0%
---	----

34	18%
----	-----

**DROPOUT**

51	28%
----	-----

4	2%
---	----

**GED TRANSFER**

0	0%
---	----

53	27%
----	-----

**DROPOUT**

37	19%
----	-----

BY ETHNICITY

MULTIRACIAL



GRAD RATE

REGENTS WITH ...

REGENTS DIPLO...

LOCAL DIPLOMA

TOTAL STUDENTS: —

NON DIPLOMA CRED

STILL ENROLLED

—	—
---	---

—	—
---	---

GED TRANSFER

DROPOUT

—	—
---	---

—	—
---	---

AMERICAN INDIAN OR ALASKA NATIVE



GRAD RATE

REGENTS WITH ...

REGENTS DIPLO...

LOCAL DIPLOMA

TOTAL STUDENTS: —

NON DIPLOMA CRED

STILL ENROLLED

MULTIRACIAL



GRAD RATE

REGENTS WITH A...

REGENTS DIPLO...

LOCAL DIPLOMA

TOTAL STUDENTS: —

NON DIPLOMA CRED

STILL ENROLLED

—	—
---	---

—	—
---	---

GED TRANSFER

DROPOUT

—	—
---	---

—	—
---	---

AMERICAN INDIAN OR ALASKA NATIVE



GRAD RATE

REGENTS WITH A...

REGENTS DIPLO...

LOCAL DIPLOMA

TOTAL STUDENTS: —

NON DIPLOMA CRED

STILL ENROLLED

-	-
---	---

**GED TRANSFER**

-	-
---	---

**DROPOUT**

-	-
---	---

-	-
---	---

**GED TRANSFER**

-	-
---	---

**DROPOUT**

-	-
---	---

-	-
---	---

ASIAN OR NATIVE HAWAIIAN/OTHER PACIFIC ISLANDER



GRAD RATE

REGENTS WITH...

REGENTS DIPLO...

LOCAL DIPLOMA

TOTAL STUDENTS IN COHORT: 41

NON DIPLOMA CRED

STILL ENROLLED

1	2%
---	----

3	7%
---	----

GED TRANSFER

DROPOUT

0	0%
---	----

8	20%
---	-----

WHITE



GRAD RATE

REGENTS WITH...

REGENTS DIPLO...

LOCAL DIPLOMA

TOTAL STUDENTS IN COHORT: 133

NON DIPLOMA CRED

STILL ENROLLED

1	1%
---	----

20	15%
----	-----

GED TRANSFER

DROPOUT

ASIAN OR NATIVE HAWAIIAN/OTHER PACIFIC ISLANDER



GRAD RATE

REGENTS WITH A...

REGENTS DIPLO...

LOCAL DIPLOMA

TOTAL STUDENTS IN COHORT: 30

NON DIPLOMA CRED

STILL ENROLLED

0	0%
---	----

8	27%
---	-----

GED TRANSFER

DROPOUT

0	0%
---	----

4	13%
---	-----

WHITE



GRAD RATE

REGENTS WITH A...

REGENTS DIPLO...

LOCAL DIPLOMA

TOTAL STUDENTS IN COHORT: 131

NON DIPLOMA CRED

STILL ENROLLED

2	2%
---	----

27	21%
----	-----

GED TRANSFER

DROPOUT

0	0%
---	----

33	25%
----	-----

0	0%
---	----

23	18%
----	-----

**BLACK OR AFRICAN AMERICAN**

**BLACK OR AFRICAN AMERICAN**

**GRAD RATE**

**REGENTS WITH A...**

**GRAD RATE**

**REGENTS WITH A...**

**REGENTS DIPLO...**

**LOCAL DIPLOMA**

**REGENTS DIPLO...**

**LOCAL DIPLOMA**

**TOTAL STUDENTS IN COHORT: 155**

**TOTAL STUDENTS IN COHORT: 187**

**NON DIPLOMA CRED**

**STILL ENROLLED**

**NON DIPLOMA CRED**

**STILL ENROLLED**

**3**

**2%**

**25**

**16%**

**5**

**3%**

**38**

**20%**

**GED TRANSFER**

**DROPOUT**

**GED TRANSFER**

**DROPOUT**

**0**

**0%**

**29**

**19%**

**0**

**0%**

**25**

**13%**

**HISPANIC OR LATINO**

**HISPANIC OR LATINO**

**GRAD RATE**

**REGENTS WITH A...**

**GRAD RATE**

**REGENTS WITH A...**

**REGENTS DIPLO...**

**LOCAL DIPLOMA**

**REGENTS DIPLO...**

**LOCAL DIPLOMA**

**TOTAL STUDENTS IN COHORT: 52**

**TOTAL STUDENTS IN COHORT: 33**

**NON DIPLOMA CRED**

**STILL ENROLLED**

**NON DIPLOMA CRED**

**STILL ENROLLED**

**1**

**2%**

**12**

**23%**

**2**

**6%**

**7**

**21%**

**GED TRANSFER**

**DROPOUT**

**GED TRANSFER**

**DROPOUT**



0	0%
---	----

9	17%
---	-----

0	0%
---	----

6	18%
---	-----

**OTHER GROUPS**

**GENERAL-EDUCATION STUDENTS**



**GRAD RATE**

**REGENTS WITH ...**

**REGENTS DIPLO...**

**LOCAL DIPLOMA**

**TOTAL STUDENTS IN COHORT: 323**

**NON DIPLOMA CRED**

**STILL ENROLLED**

1	0%
---	----

52	16%
----	-----

**GED TRANSFER**

**DROPOUT**

0	0%
---	----

68	21%
----	-----

**STUDENTS WITH DISABILITIES**



**GRAD RATE**

**REGENTS WITH ...**

**REGENTS DIPLO...**

**LOCAL DIPLOMA**

**TOTAL STUDENTS IN COHORT: 66**

**NON DIPLOMA CRED**

**STILL ENROLLED**

**GENERAL-EDUCATION STUDENTS**



**GRAD RATE**

**REGENTS WITH A...**

**REGENTS DIPLO...**

**LOCAL DIPLOMA**

**TOTAL STUDENTS IN COHORT: 323**

**NON DIPLOMA CRED**

**STILL ENROLLED**

0	0%
---	----

62	19%
----	-----

**GED TRANSFER**

**DROPOUT**

0	0%
---	----

48	15%
----	-----

**STUDENTS WITH DISABILITIES**



**GRAD RATE**

**REGENTS WITH A...**

**REGENTS DIPLO...**

**LOCAL DIPLOMA**

**TOTAL STUDENTS IN COHORT: 68**

**NON DIPLOMA CRED**

**STILL ENROLLED**

5	8%
---	----

8	12%
---	-----

9	13%
---	-----

19	28%
----	-----

**GED TRANSFER**

**DROPOUT**

**GED TRANSFER**

**DROPOUT**

0	0%
---	----

16	24%
----	-----

0	0%
---	----

11	16%
----	-----

**NON-ENGLISH LANGUAGE LEARNERS**



**GRAD RATE**

**REGENTS WITH A...**

**REGENTS DIPLO...**

**LOCAL DIPLOMA**

**TOTAL STUDENTS IN COHORT: 352**

**NON DIPLOMA CRED**

**STILL ENROLLED**

4	1%
---	----

49	14%
----	-----

**GED TRANSFER**

**DROPOUT**

0	0%
---	----

74	21%
----	-----

**ENGLISH LANGUAGE LEARNERS**



**GRAD RATE**

**REGENTS WITH...**

**REGENTS DIPLO...**

**LOCAL DIPLOMA**

**TOTAL STUDENTS IN COHORT: 37**

**NON DIPLOMA CRED**

**STILL ENROLLED**

2	5%
---	----

11	30%
----	-----

**GED TRANSFER**

**DROPOUT**

**NON-ENGLISH LANGUAGE LEARNERS**



**GRAD RATE**

**REGENTS WITH A...**

**REGENTS DIPLO...**

**LOCAL DIPLOMA**

**TOTAL STUDENTS IN COHORT: 355**

**NON DIPLOMA CRED**

**STILL ENROLLED**

9	3%
---	----

66	19%
----	-----

**GED TRANSFER**

**DROPOUT**

0	0%
---	----

50	14%
----	-----

**ENGLISH LANGUAGE LEARNERS**



**GRAD RATE**

**REGENTS WITH A...**

**REGENTS DIPLO...**

**LOCAL DIPLOMA**

**TOTAL STUDENTS IN COHORT: 36**

**NON DIPLOMA CRED**

**STILL ENROLLED**

0	0%
---	----

15	42%
----	-----

**GED TRANSFER**

**DROPOUT**

0	0%
---	----

10	27%
----	-----

0	0%
---	----

9	25%
---	-----

NOT ECONOMICALLY DISADVANTAGED



GRAD RATE

REGENTS WITH ...

REGENTS DIPLO...

LOCAL DIPLOMA

TOTAL STUDENTS IN COHORT: 124

NON DIPLOMA CRED

STILL ENROLLED

2	2%
---	----

15	12%
----	-----

GED TRANSFER

DROPOUT

0	0%
---	----

18	15%
----	-----

ECONOMICALLY DISADVANTAGED



GRAD RATE

REGENTS WITH ...

REGENTS DIPLO...

LOCAL DIPLOMA

TOTAL STUDENTS IN COHORT: 265

NON DIPLOMA CRED

STILL ENROLLED

4	2%
---	----

45	17%
----	-----

GED TRANSFER

DROPOUT

NOT ECONOMICALLY DISADVANTAGED



GRAD RATE

REGENTS WITH A...

REGENTS DIPLO...

LOCAL DIPLOMA

TOTAL STUDENTS IN COHORT: 120

NON DIPLOMA CRED

STILL ENROLLED

1	1%
---	----

20	17%
----	-----

GED TRANSFER

DROPOUT

0	0%
---	----

16	13%
----	-----

ECONOMICALLY DISADVANTAGED



GRAD RATE

REGENTS WITH A...

REGENTS DIPLO...

LOCAL DIPLOMA

TOTAL STUDENTS IN COHORT: 271

NON DIPLOMA CRED

STILL ENROLLED

8	3%
---	----

61	23%
----	-----

GED TRANSFER

DROPOUT

0	0%
---	----

66	25%
----	-----

0	0%
---	----

43	16%
----	-----

NOT MIGRANT



GRAD RATE

REGENTS WITH...

REGENTS DIPLO...

LOCAL DIPLOMA

TOTAL STUDENTS: —

NON DIPLOMA CRED

STILL ENROLLED

—	—
---	---

—	—
---	---

GED TRANSFER

DROPOUT

—	—
---	---

—	—
---	---

MIGRANT



GRAD RATE

REGENTS WITH...

REGENTS DIPLO...

LOCAL DIPLOMA

TOTAL STUDENTS: —

NON DIPLOMA CRED

STILL ENROLLED

—	—
---	---

—	—
---	---

GED TRANSFER

DROPOUT

NOT MIGRANT



GRAD RATE

REGENTS WITH A...

REGENTS DIPLO...

LOCAL DIPLOMA

TOTAL STUDENTS: —

NON DIPLOMA CRED

STILL ENROLLED

—	—
---	---

—	—
---	---

GED TRANSFER

DROPOUT

—	—
---	---

—	—
---	---

MIGRANT



GRAD RATE

REGENTS WITH A...

REGENTS DIPLO...

LOCAL DIPLOMA

TOTAL STUDENTS: —

NON DIPLOMA CRED

STILL ENROLLED

—	—
---	---

—	—
---	---

GED TRANSFER

DROPOUT



-	-
---	---

-	-
---	---

-	-
---	---

-	-
---	---

© COPYRIGHT NEW YORK STATE EDUCATION DEPARTMENT, ALL RIGHTS RESERVED.