

INSTITUTE OF TECH AT SYRACUSE CENTRA GRADUATION RATE DATA 4 YEAR OUTCOME AS OF JUNE

Graduation Rate Data are reported for a 9th grade cohort, as of the 4th year of high school - June. The Graduation Rate Data of high school as of the 4th year-August, the 5th year-June, and the 6th year-June are also calculated and available using the “Filter this data” function, below

Data is reported by educational institutions to the State Education Department throughout the school year and available for verification by districts until the close of the state data warehouse in August. District superintendents certify data is accurate in September. For the most updated information, please contact the school district.

Complete information on the types of diploma credentials, which can be earned and the criteria for each, see: Diploma Requirements.

2016
ALL STUDENTS
▼
GRAD RATE **REGENT...**

2017
ALL STUDENTS
▼
GRAD RATE **REGENT...**

92
89%

15
15%

REGENT...

LOCAL D...

65
63%

12
12%

TOTAL STUDENTS IN COHORT:
103

**NON
DIPLOMA
CRED**

1 **1%**

**STILL
ENROLLED**

9 **9%**

**GED
TRANSFER**

0 **0%**

DROPOUT

1 **1%**

91
87%

18
17%

REGENT...

LOCAL D...

67
64%

6
6%

TOTAL STUDENTS IN COHORT:
105

**NON
DIPLOMA
CRED**

1 **1%**

**STILL
ENROLLED**

11 **10%**

**GED
TRANSFER**

0 **0%**

DROPOUT

2 **2%**

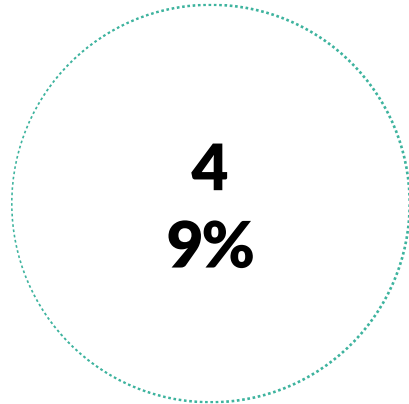
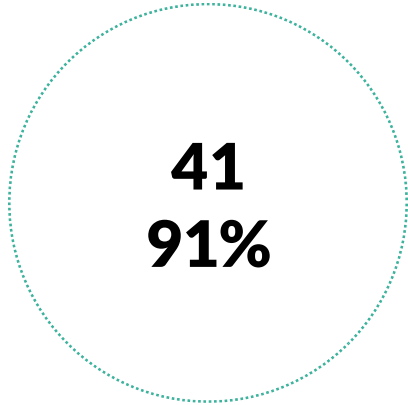
BY GENDER

FEMALE

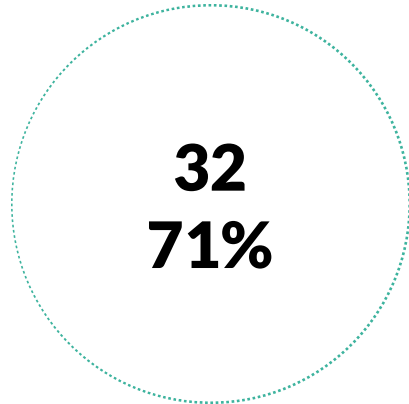


**GRAD
RATE**

REGENT...



REGENT...



LOCAL D...



TOTAL STUDENTS IN COHORT:

45

**NON
DIPLOMA**

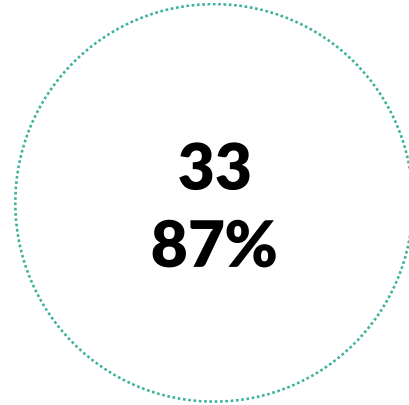
**STILL
ENROLLED**

FEMALE

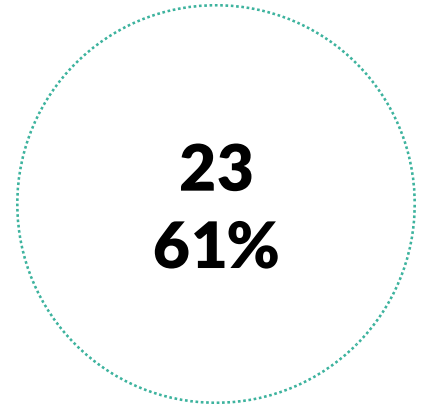


**GRAD
RATE**

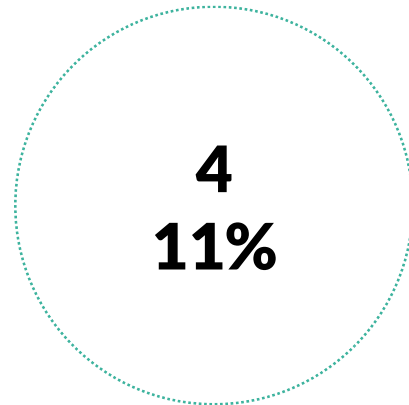
REGENT...



REGENT...



LOCAL D...



TOTAL STUDENTS IN COHORT:

38

**NON
DIPLOMA**

**STILL
ENROLLED**

CRED

0	0%
---	----

4	9%
---	----

**GED
TRANSFER**

0	0%
---	----

CRED

0	0%
---	----

5	13%
---	-----

**GED
TRANSFER**

0	0%
---	----

DROPOUT

0	0%
---	----

DROPOUT

0	0%
---	----

MALE



**GRAD
RATE**

REGENT...

MALE



**GRAD
RATE**

REGENT...

REGENT...

REGENT...

LOCAL D...

LOCAL D...

TOTAL STUDENTS IN COHORT:
58

**NON
DIPLOMA
CRED**

1	2%
----------	-----------

**STILL
ENROLLED**

5	9%
----------	-----------

**GED
TRANSFER**

0	0%
----------	-----------

DROPOUT

1	2%
----------	-----------

TOTAL STUDENTS IN COHORT:
67

**NON
DIPLOMA
CRED**

1	1%
----------	-----------

**STILL
ENROLLED**

6	9%
----------	-----------

**GED
TRANSFER**

0	0%
----------	-----------

DROPOUT

2	3%
----------	-----------

BY ETHNICITY

MULTIRACIAL



**GRAD
RATE**

REGENT...

REGENT...

LOCAL D...

TOTAL STUDENTS: –

**NON
DIPLOMA**

**STILL
ENROLLED**

MULTIRACIAL



**GRAD
RATE**

REGENT...

REGENT...

LOCAL D...

TOTAL STUDENTS: –

**NON
DIPLOMA**

**STILL
ENROLLED**

CRED

—	—
---	---

—	—
---	---

**GED
TRANSFER**

—	—
---	---

CRED

—	—
---	---

—	—
---	---

**GED
TRANSFER**

—	—
---	---

DROPOUT

—	—
---	---

DROPOUT

—	—
---	---

**AMERICAN INDIAN OR ALASKA
NATIVE**



**GRAD
RATE**

REGENT...

**AMERICAN INDIAN OR ALASKA
NATIVE**



**GRAD
RATE**

REGENT...

REGENT...

REGENT...

LOCAL D...

LOCAL D...

TOTAL STUDENTS: –

**NON
DIPLOMA
CRED**

–	–
---	---

**STILL
ENROLLED**

–	–
---	---

**GED
TRANSFER**

–	–
---	---

DROPOUT

–	–
---	---

TOTAL STUDENTS: –

**NON
DIPLOMA
CRED**

–	–
---	---

**STILL
ENROLLED**

–	–
---	---

**GED
TRANSFER**

–	–
---	---

DROPOUT

–	–
---	---

**ASIAN OR NATIVE
HAWAIIAN/OTHER PACIFIC
ISLANDER**



**GRAD
RATE**

REGENT...

REGENT...

LOCAL D...

TOTAL STUDENTS: —

**NON
DIPLOMA
CRED**

**STILL
ENROLLED**

—	—
---	---

**ASIAN OR NATIVE
HAWAIIAN/OTHER PACIFIC
ISLANDER**



**GRAD
RATE**

REGENT...

REGENT...

LOCAL D...

TOTAL STUDENTS: —

**NON
DIPLOMA
CRED**

**STILL
ENROLLED**

—	—
---	---

-	-
---	---

GED TRANSFER	
-	-

DROPOUT

-	-
---	---

WHITE



**GRAD
RATE**

REGENT...

REGENT...

LOCAL D...

-	-
---	---

GED TRANSFER	
-	-

DROPOUT

-	-
---	---

WHITE



**GRAD
RATE**

REGENT...

REGENT...

LOCAL D...

TOTAL STUDENTS IN COHORT:
21

**NON
DIPLOMA
CRED**

1	5%
----------	-----------

**STILL
ENROLLED**

2	10%
----------	------------

**GED
TRANSFER**

0	0%
----------	-----------

DROPOUT

0	0%
----------	-----------

TOTAL STUDENTS IN COHORT:
24

**NON
DIPLOMA
CRED**

0	0%
----------	-----------

**STILL
ENROLLED**

1	4%
----------	-----------

**GED
TRANSFER**

0	0%
----------	-----------

DROPOUT

0	0%
----------	-----------

BLACK OR AFRICAN AMERICAN



**GRAD
RATE**

REGENT...

REGENT...

LOCAL D...

TOTAL STUDENTS IN COHORT:

63

**NON
DIPLOMA
CRED**

**STILL
ENROLLED**

5	8%
----------	-----------

BLACK OR AFRICAN AMERICAN



**GRAD
RATE**

REGENT...

REGENT...

LOCAL D...

TOTAL STUDENTS IN COHORT:

56

**NON
DIPLOMA
CRED**

**STILL
ENROLLED**

6	11%
----------	------------

0	0%
---	----

**GED
TRANSFER**

0	0%
---	----

DROPOUT

1	2%
---	----

HISPANIC OR LATINO



**GRAD
RATE**

REGENT...

REGENT...

LOCAL D...

0	0%
---	----

**GED
TRANSFER**

0	0%
---	----

DROPOUT

1	2%
---	----

HISPANIC OR LATINO



**GRAD
RATE**

REGENT...

REGENT...

LOCAL D...

TOTAL STUDENTS IN COHORT:
11

**NON
DIPLOMA
CRED**

0	0%
---	----

**STILL
ENROLLED**

1	9%
---	----

**GED
TRANSFER**

0	0%
---	----

DROPOUT

0	0%
---	----

TOTAL STUDENTS IN COHORT:
15

**NON
DIPLOMA
CRED**

1	7%
---	----

**STILL
ENROLLED**

2	13%
---	-----

**GED
TRANSFER**

0	0%
---	----

DROPOUT

1	7%
---	----

OTHER GROUPS

GENERAL-EDUCATION STUDENTS



**GRAD
RATE**

REGENT...

REGENT...

LOCAL D...

TOTAL STUDENTS IN COHORT:

85

**NON
DIPLOMA**

**STILL
ENROLLED**

GENERAL-EDUCATION STUDENTS



**GRAD
RATE**

REGENT...

REGENT...

LOCAL D...

TOTAL STUDENTS IN COHORT:

91

**NON
DIPLOMA**

**STILL
ENROLLED**

CRED

0	0%
---	----

8	9%
---	----

**GED
TRANSFER**

0	0%
---	----

CRED

0	0%
---	----

11	12%
----	-----

**GED
TRANSFER**

0	0%
---	----

DROPOUT

1	1%
---	----

DROPOUT

2	2%
---	----

STUDENTS WITH DISABILITIES



**GRAD
RATE**

REGENT...

STUDENTS WITH DISABILITIES



**GRAD
RATE**

REGENT...

REGENT...

REGENT...

LOCAL D...

LOCAL D...

TOTAL STUDENTS IN COHORT:
18

**NON
DIPLOMA
CRED**

1	6%
----------	-----------

**STILL
ENROLLED**

1	6%
----------	-----------

**GED
TRANSFER**

0	0%
----------	-----------

DROPOUT

0	0%
----------	-----------

TOTAL STUDENTS IN COHORT:
14

**NON
DIPLOMA
CRED**

1	7%
----------	-----------

**STILL
ENROLLED**

0	0%
----------	-----------

**GED
TRANSFER**

0	0%
----------	-----------

DROPOUT

0	0%
----------	-----------

**NON-ENGLISH LANGUAGE
LEARNERS**



**GRAD
RATE**

REGENT...

REGENT...

LOCAL D...

TOTAL STUDENTS: –

**NON
DIPLOMA
CRED**

**STILL
ENROLLED**

–	–
---	---

**NON-ENGLISH LANGUAGE
LEARNERS**



**GRAD
RATE**

REGENT...

REGENT...

LOCAL D...

TOTAL STUDENTS: –

**NON
DIPLOMA
CRED**

**STILL
ENROLLED**

–	–
---	---

—	—
---	---

**GED
TRANSFER**

—	—
---	---

DROPOUT

—	—
---	---

ENGLISH LANGUAGE LEARNERS



**GRAD
RATE**

REGENT...

REGENT...

LOCAL D...

—	—
---	---

**GED
TRANSFER**

—	—
---	---

DROPOUT

—	—
---	---

ENGLISH LANGUAGE LEARNERS



**GRAD
RATE**

REGENT...

REGENT...

LOCAL D...

TOTAL STUDENTS: –

**NON
DIPLOMA
CRED**

–	–
---	---

**STILL
ENROLLED**

–	–
---	---

**GED
TRANSFER**

–	–
---	---

DROPOUT

–	–
---	---

TOTAL STUDENTS: –

**NON
DIPLOMA
CRED**

–	–
---	---

**STILL
ENROLLED**

–	–
---	---

**GED
TRANSFER**

–	–
---	---

DROPOUT

–	–
---	---

**NOT ECONOMICALLY
DISADVANTAGED**



**GRAD
RATE**

REGENT...

REGENT...

LOCAL D...

**TOTAL STUDENTS IN COHORT:
38**

**NON
DIPLOMA
CRED**

**STILL
ENROLLED**

3	8%
----------	-----------

**NOT ECONOMICALLY
DISADVANTAGED**



**GRAD
RATE**

REGENT...

REGENT...

LOCAL D...

**TOTAL STUDENTS IN COHORT:
28**

**NON
DIPLOMA
CRED**

**STILL
ENROLLED**

3	11%
----------	------------

0	0%
---	----

GED TRANSFER	
0	0%

DROPOUT

0	0%
---	----

ECONOMICALLY DISADVANTAGED



**GRAD
RATE**

REGENT...

REGENT...

LOCAL D...

0	0%
---	----

GED TRANSFER	
0	0%

DROPOUT

0	0%
---	----

ECONOMICALLY DISADVANTAGED



**GRAD
RATE**

REGENT...

REGENT...

LOCAL D...

TOTAL STUDENTS IN COHORT:
65

**NON
DIPLOMA
CRED**

1	2%
----------	-----------

**STILL
ENROLLED**

6	9%
----------	-----------

**GED
TRANSFER**

0	0%
----------	-----------

DROPOUT

1	2%
----------	-----------

TOTAL STUDENTS IN COHORT:
77

**NON
DIPLOMA
CRED**

1	1%
----------	-----------

**STILL
ENROLLED**

8	10%
----------	------------

**GED
TRANSFER**

0	0%
----------	-----------

DROPOUT

2	3%
----------	-----------

NOT MIGRANT



GRAD
RATE

REGENT...

REGENT...

LOCAL D...

TOTAL STUDENTS: —

NON
DIPLOMA
CRED

STILL
ENROLLED

—	—
---	---

—	—
---	---

NOT MIGRANT



GRAD
RATE

REGENT...

REGENT...

LOCAL D...

TOTAL STUDENTS: —

NON
DIPLOMA
CRED

STILL
ENROLLED

—	—
---	---

—	—
---	---

**GED
TRANSFER**

DROPOUT

—	—
---	---

—	—
---	---

MIGRANT



**GRAD
RATE**

REGENT...

REGENT...

LOCAL D...

TOTAL STUDENTS: —

**GED
TRANSFER**

DROPOUT

—	—
---	---

—	—
---	---

MIGRANT



**GRAD
RATE**

REGENT...

REGENT...

LOCAL D...

TOTAL STUDENTS: —

**NON
DIPLOMA
CRED**

—	—
---	---

**STILL
ENROLLED**

—	—
---	---

**GED
TRANSFER**

—	—
---	---

DROPOUT

—	—
---	---

**NON
DIPLOMA
CRED**

—	—
---	---

**STILL
ENROLLED**

—	—
---	---

**GED
TRANSFER**

—	—
---	---

DROPOUT

—	—
---	---