

# McKinley-Brighton Virtual Orientation

Grade: 2nd

- **Mission:** All students will become self-determined, goal producing members of our global society who will be college and career ready through deliberate and explicit personalized learning.
- **Vision:** In collaboration with students, families and the community, McKinley-Brighton will provide a safe, respectful learning environment that is committed to developing self-motivated, self-directed students who value learning. With strong relationships at its core, McKinley-Brighton will provide learning experiences that will be the foundation for success in college and/or career.



# Classroom Introductions

Mrs. Murphy

Pod A- Hybrid learners



# Classroom Introductions

Ms. Lee

Pod D - Virtual Learners



# Classroom Introductions


Ms. Lewis

Pod B - Hybrid Learners



# Classroom Introductions

Mr. Jones  
Teaching Assistant



# Academic Intervention Services Introductions

## Academic Intervention Services Introduction Early Reading Room



Mrs. Zollo

&

Mr. E



# Academic Intervention Services Introductions

## Academic Intervention Services Introductions

Mrs. Ackerman



Ms. Stahl



Mrs. Bonner

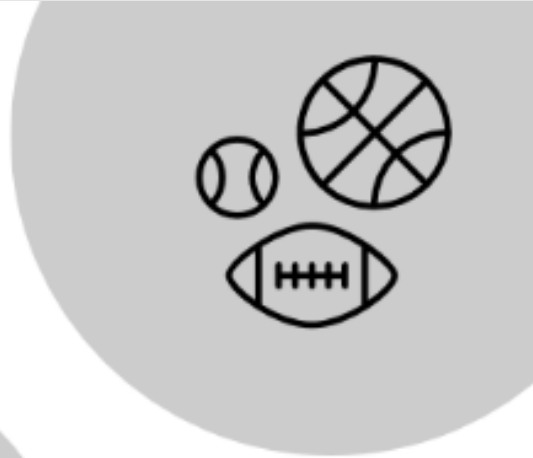
Mrs. Raymond



# Special Area Teacher Introductions

## Special Areas Teachers


- **Natalie Davis**, Art
- **James Abate**, Instrumental Music
- **Luba Lesser**, General Music
- **Darci LaRose**, Library Media Specialist
- **Sean Miller**, Physical Education
- **Vincent DeSalvatore**, Physical Education
- **Thomas Straub**, Physical Education





# Special Area Teachers

This is where you find specials in Seesaw - click on your name icon in the right upper corner of your screen and choose from art, music, or P.E. in the drop-down menu 😊



The screenshot displays the Seesaw interface. At the top left, a user profile for 'Jean' is shown with a red notification badge. A purple circle highlights this profile icon, with a purple arrow pointing to the text above. The main content area shows a math activity titled 'How to Add 1,216 + 671' with the expanded form  $1,000 + 200 + 10 + 6$  and  $600 + 70 + 1$ . Below the activity, there is a text box that says 'First, write the numbers in expanded form'. The right sidebar shows the 'Room 11 Student' profile with a list of students: Jean, Alex, Arjun, Esther, Lala, and Musashi. The 'Activities' tab is selected in the sidebar.

# Social Workers Introductions

## Support Team Introductions

- Ms. Piato, Psychologist
- Mr. Pagan, Social Worker
- Ms. Creekmore, Social Worker
- Ms. Zales, Social Worker Assistant
- Ms. Pichardo-Kemp (PK), Student Support
- Mr. Edwards, Student Support
- Ms. Pickett, Student Support
- Mr. Judge, Hall Monitor
- Ms. Dorsey, Hall Monitor
- Mr. Wigfall, Sentry
- Ms. Joyce Rudolph, Promise Zone Specialist
- Mr. Peter Ashworth, School Support Specialist - FSSS
- Ms. Gibson, Family Support Specialist - FSSS



# Our Administration



Vice Principal Patterson



[epatterson@scsd.us](mailto:epatterson@scsd.us)

Principal Allen



[kallen@scsd.us](mailto:kallen@scsd.us)

Mrs. Dotson, Admin Intern



[kdotson@scsd.us](mailto:kdotson@scsd.us)

# Grade Level Curriculum Overview

## ELA

**CKLA Whole Group**— daily read aloud with a focus on building background knowledge and vocabulary

Click to add text

**CKLA Small Group**— targeted instruction with a focus on decoding skills, fluency and comprehension

## Math

**Module 1** – Sums/Differences to 100

**Module 2** – Measurement

**Module 3** – Place Value up to 1000

**Module 4** – Addition/Subtraction to 200 with Word Problems

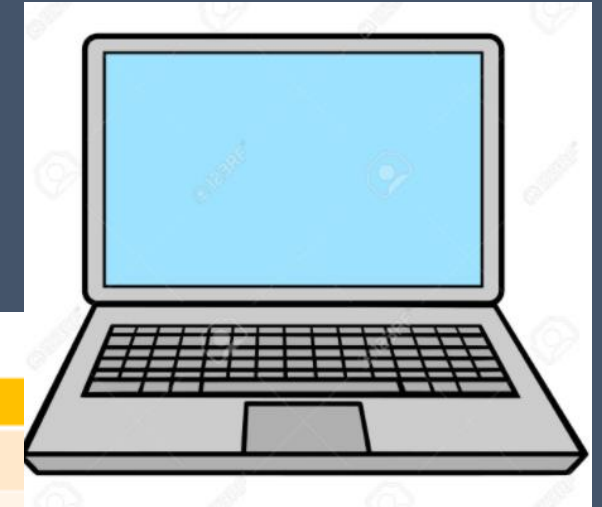
**Module 5** – Addition/Subtraction within 1000 with Word Problems

**Module 6** – Foundations of Multiplication and Division

**Module 7** – Problem Solving with Length, Money and Data

**Module 8** – Time, Shapes and Fractions as Equal Parts

# Virtual Schedule for Pod D



## Second Grade

Time	Person	Activity
8:00-9:00	Teacher/Student	Community Builder from 8-8:30 on Teams, 8:30-9 Content Lesson (Sci/SS) on Teams
9:00-9:30	Student	WCNY – watching morning meeting
	Teacher	Reviewing Digital Content, Providing Feedback on Seesaw, Checking in with Individual Students/Families
9:30-10:00	Student	ELA Lessons- Whole /Small Groups on Teams or Independent Assignments
	Teacher	ELA Lessons- Leading Whole /Small Groups on Teams
10:00-10:30	Student	ELA Lessons – Whole/Small Groups on Teams or Independent Assignments
	Teacher	ELA Lessons – Leading Whole/Small Groups on Teams
10:30-11:00	Student	WCNY Demonstration lessons. Mon – ELA, Tue – Math, Wed – Art, Th – ELA, Fri - Math
	Teacher	WCNY – Watching demonstration lessons
11:00-12:00	Student	Math Lessons – Whole/Small Groups on Teams or Independent Assignments
	Teacher	Math Lessons – Leading Whole/Small groups on Teams
12:00-12:30	Student	Lunch
	Teacher	Lunch
12:30-1:00	Student	WCNY – PE / Health or Art, Music or PE on Teams
	Teacher	Planning until 1:10
1:00-1:30	Student	WCNY. Mon, Tue, Thurs, Fri - STEM project / Wed - SS
	Teacher	WCNY. Watching STEM Project /SS
1:30-2:00	Student	Digital Content (Zearn, Imagine Learning, Nearpod, Newslea)
	Teacher	Reviewing Digital Content, Providing Feedback on Seesaw, Checking in with Individual Students/Families

# Learning Schedule for Hybrid Students When in School

- 8:00-8:30 Morning Meeting
- 8:30-9:55 ELA
- 9:55-10:05 Math Fluency
- 10:05-11:05 Math
- 11:05-11:35 Lunch
- 11:40-12:20 Specials
- 12:25-1:00 Writing
- 1:00-1:40 Content
- 1:40 Dismissal

# Student Expectations for Virtual Learning

Below you will find the steps for accessing your child's online learning platform. You will follow the steps below

- [www.syracusecityschools.org](http://www.syracusecityschools.org)
  - Library Link
  - Clever
  - Log in with your child's username and password,
    - username (first initial, first five letters of your last name with last two digits of students ID) password (student initials and month/day of birth)
  - SeeSaw
  - Microsoft Teams
- You can also access Microsoft Teams by downloading the app or from web browser. Let's watch the following video to give us more information
  - <https://www.microsoft.com/en-us/videoplayer/embed/RE4rrKE?pid=ocpVideo0-innerdiv-oneplayer&postJsllMsg=true&maskLevel=20&market=en-us>



## Digital Platforms

- Seesaw
- Imagine Learning
- Teams Video link
- Zearn





# Virtual Learning Expectations

- \* Find a quiet space preferably at a desk or table
- \* Be on time for Meets
- \* Mute your microphone
- \* Raise your hand to ask a question
- \* Please do not eat during Meets
- \* Please remain seated during Meets
- \* Stay focused and participate

# Contact Information

Pod A – Mrs. Murphy

[Mmurphy07@scsd.us](mailto:Mmurphy07@scsd.us)

Pod B – Ms. Lewis

[Clewis@scsd.us](mailto:Clewis@scsd.us)

Pod D – Mrs. Lee

[Llee@scsd.us](mailto:Llee@scsd.us)

Mr. Jones [Ajones33@scsd.us](mailto:Ajones33@scsd.us)

# Thank you!

- We look forward to working with your child this year. Please be patient – we are all learning how to do things differently this year! Please do not hesitate to contact us if you have any questions or concerns.