



# Convenience

Access your member ID card  
anywhere, anytime

You can access your member ID card through your  
**Aetna® member website or Aetna Health<sup>SM</sup> mobile app**



Medicare PPO

HRP Plan Name  
PLAN# XXX-EG0000000X  
**ID 101XXXXXXXXX**  
NAME SAMPLE SAMPLETON  
BIN 610502 PCN PARTBAET

ISSUER (80840)  
PCP/Office Name:  
Dr. Sample  
999-999-9999 XXXXXXXX

PCP \$ XX  
ER \$ XX  
AS \$ XX  
HO \$ XX/A  
SP \$ XX

Printed on: xx/xx/xxxx

HXXXX-PBP

[aetnaretireeplans.com](https://aetnaretireeplans.com)

|                    |                |
|--------------------|----------------|
| Customer Service   | 1-8xx-xxx-xxxx |
| 24 Hour Nurse Line | 1-8xx-xxx-xxxx |
| Provider Services  | 1-8xx-xxx-xxxx |
| TDD/TTY            | 711            |

Send claims to:  
Aetna Medicare  
PO Box 981106  
El Paso, TX 79998-1106

This card does not guarantee coverage.

Payer ID# 60054  
Medicare limiting charges apply.

**AetnaRetireePlans.com**

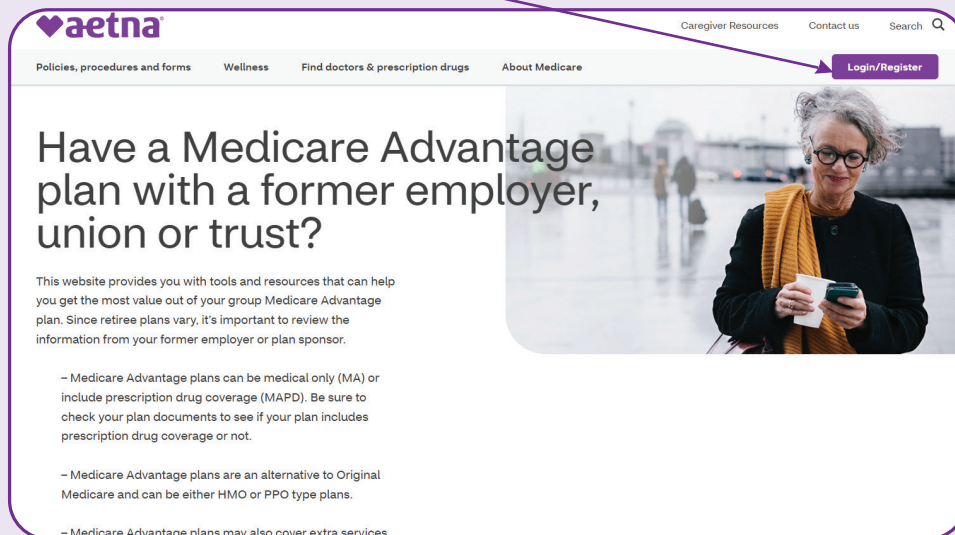
1669800-01-01 (1/23)



# Access your Aetna® member website

Visit **AetnaRetireePlans.com**

and select **Login/Register** at the top of the homepage.



Enter your username and password, then select **Secure Log In** to log in to your member website.

A screenshot of the 'Secure Member Log-in' form. It features the Aetna logo at the top. The title is 'Secure Member Log-in'. Below the title is a welcome message: 'Welcome to Aetna's member website'. The form contains two input fields: 'User name' and 'Password'. There is a checkbox labeled 'Remember user name'. A purple button labeled 'Secure Log In' is positioned below the input fields. At the bottom, there are links for 'Forgot user name?', 'Forgot password?', and 'Log in tips'. A section for 'First-time users' states 'Please register for an account. You will create a username and a password.' and includes a purple 'Register' button.

## Not signed up?

### Register today

If you're not already registered for an online account, select **Register** under the "First-time users" section.

You'll be asked to provide your member ID number. This can be found on your member ID card, welcome letter or any Explanation of Benefits we sent to you.

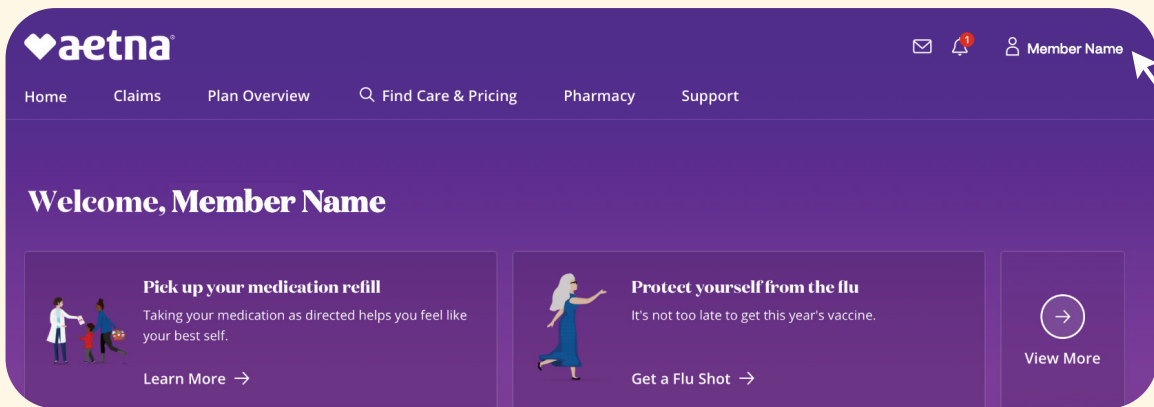
**Note:** Medicare members must register using their Aetna ID number to register for an account.

A screenshot of the 'Secure Member Log-in' form, identical to the one above. A purple arrow points from the 'Register' button in the 'First-time users' section to the 'Register' button in the bottom right corner of the form.

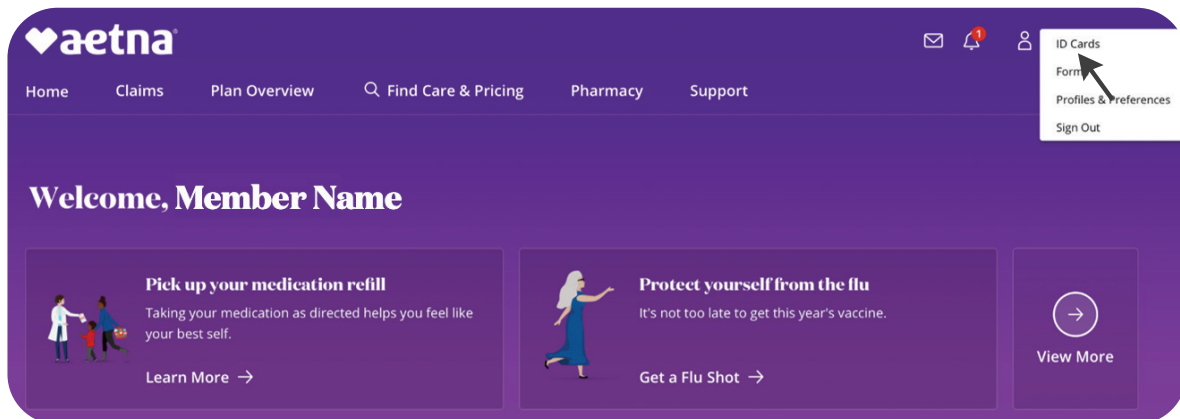
**Need to access your ID card on the go?** Scan the QR code and download the Aetna Health<sup>SM</sup> app today for easy access at your fingertips.

# You can access your digital member ID card in three easy steps


- 1 Once logged in to your member website, click the drop down arrow at the top of the screen.



- 2 Select "ID Cards" at the top of the list.



- 3 Your member ID card will display on the left side of the screen. To print your member ID card, click on the printer icon under the image.



## Questions?

Just call Aetna® Member Services at the number on your member ID card. For technical support with your member website, call **1-800-225-3375 (TTY: 711)**, Monday–Friday, 8 AM–6 PM all time zones.





This information is not a complete description of benefits. Call **1-888-267-2647 (TTY: 711)**, Monday–Friday, 8 AM–9 PM ET, for more information. See Evidence of Coverage for a complete description of plan benefits, exclusions, limitations and conditions of coverage. Plan features and availability may vary by service area.